

E.M.G. YADAVA WOMEN'S COLLEGE, MADURAI – 625 014.

(An Autonomous Institution – Affiliated to Madurai Kamaraj University)

Re-accredited (**3rd Cycle**) with Grade **A+** & **CGPA 3.51** by NAAC

DEPARTMENT OF INFORMATION TECHNOLOGY



CBCS with OBE

MASTER OF SCIENCE

PROGRAMME CODE - OPI

COURSE STRUCTURE

(w.e.f. 2022 – 2023 Batch onwards)



E.M.G. YADAVA WOMEN'S COLLEGE, MADURAI – 625 014.

(An Autonomous Institution – Affiliated to Madurai Kamaraj University)

Re-accredited (3rd Cycle) with Grade A+ & CGPA 3.51 by NAAC





CRITERION - I

1.1.3 Details of courses offered by the institution that focus on employability / entrepreneurship / skill development during the year.

**Syllabus copies with highlights of contents focusing on
Employability / Entrepreneurship / Skill Development**



To be Noted:

HIGHLIGHTED COLORS	COURSES
	Employability
	Skill Development
	Entrepreneurship
	Skilled & Employability

E.M.G. YADAVA WOMEN'S COLLEGE, MADURAI – 625 014.

(An Autonomous Institution – Affiliated to Madurai Kamaraj University)

(Re –accredited (3rd Cycle) with Grade A⁺ and CGPA 3.51 by NAAC)

CBCS and OBE

DEPARTMENT OF INFORMATION TECHNOLOGY – PG

(w.e.f. 2022 – 2023 Batch onwards)

VISION

To create the most favorable environment for quality academic oriented undergraduate and postgraduate education in information technology.

To develop the programming skills and to meet the current trends of information technology.

Prepare the students for a technological society and orient them towards serving the society.

MISSION

To impart high quality professional training at the postgraduate and undergraduate level with an emphasis on basic principles of information technology.

To produce technologically competent and ethically responsible graduates through balanced and dynamic curriculum.

To take up creative project work in collaboration with IT Industries and professional societies to make the nation as a knowledge-power.

Programme Educational Objectives (PEOs)

M.Sc. Information Technology

S. No.	On completion of the Programme, the student will
PEO1	Identify, design, and analyze complex computer systems and implement and interpret the results from those systems.
PEO2	Design, implement and evaluate a computer-based system, or process component, to meet the desired needs within the realistic constraints such as economic, environmental, social, political, ethical, health and safety, manufacturability, and sustainability.
PEO3	Review literature and indulge in research using research based knowledge and methods to design new experiments, analyze, and interpret data to draw valid conclusions.
PEO4	Select and apply current techniques, skills, and tools necessary for computing practice and integrate IT-based solutions into the user environment effectively.
PEO5	Apply contextual knowledge to assess professional, legal, health, social and cultural issues during profession practice.
PEO6	Analyze the local and global impact of computing on individuals, organizations, and society.

Program Outcomes (POs)

S.No.	Graduate Attribute	On Completion of the Programme, the student will
PO1	Knowledge Base	Provides technology-oriented students with the knowledge and ability to develop creative solutions.
PO2	Problem Analysis & Investigation	Get ability to apply knowledge of new technologies to the real-world issues.
PO3	Design/development of solutions	Design and develop computer programs/computer-based systems in the areas related to algorithms, networking, web design, cloud computing, Artificial Intelligence, Mobile applications.
PO4	Conduct investigations of complex problems	Get some development experience within a specific field of Information Technology through project work.
PO5	Communication Skills & Design	Be familiar with current research within various fields of Information Technology.
PO6	Life-long learning	Recognize the need for, and have the preparation and ability to engage in independent and life-long learning in the broadest context of technological change.

Programme Specific Outcomes (PSOs) with Graduate Attributes

S. No.	Graduate Attribute	On Completion of the Programme, the student will
PSO1	Knowledge Base	At the end of the programme, the student should be able to Understand the concepts and applications in the field of Information Technology like Web designing and development, Mobile application development, and Network and communication technologies.
PSO2	Problem Analysis & Investigation	Competent and complete software professional to meet the requirement of corporate world and Industry standard to provide solutions to industry, society and business.
PSO3	Design/development of solutions	Understand the technological developments in the usage of modern design and development tools to analyze and design for a variety of applications.
PSO4	Conduct investigations of complex problems	Apply the learning from the courses and develop applications for real world problems.
PSO5	Communication Skills & Design	Analyst who can apply latest technologies who can analyze and synthesize computing systems through quantitative and qualitative techniques to solve problems in the areas of Information Technology.
PSO6:	Life-long learning	Develop strong skills in systematic planning, developing, testing, implementing and providing IT solutions for different domains which helps in the betterment of life.

Eligibility for Admission

Candidates should have passed with minimum 55% in B.Sc. Computer Science / Information Technology / Computer Application of Madurai Kamaraj University or an Examination of any other University accepted by the Syndicate as equivalent there to shall be eligible for admission to M.Sc. Degree Course in Computer Science.

Duration of the Course

The students shall undergo prescribed course of study for the period of two academic years consists of four semesters under CBCS semester pattern with Outcome Based Education.

Medium of Instruction: English

System: Choice Based Credit System with Outcome Based Education Model.

Courses of Study with Credit Distribution

Category	No. of Courses	No. of Credits
Major Core Papers	12	48
Major Core Lab Papers	8	16
Elective	4	16
Non Major Elective	2	4
Project	1	6
Total	27	90

Nature of the Course

Courses are classified according to the following nature

1. Knowledge Oriented Skill
3. Employability Oriented
3. Entrepreneurship Oriented

Outcome Based Education (OBE) & Assessment

Students understanding must be built on and assessed for wide range of learning activities, which includes different approaches and are classified along several bases, such as

Based on purpose:

Formative (Internal tests, Assignment, Seminar, Quiz, Documentation, Case lets, ICT based Assignment, Mini Projects administered during the learning process)

Summative (Evaluation of students learning at the end of instructional unit)

Based on Domain knowledge: (Post Graduate Up to K5 Levels)

Assessment through K1, K2, K3, K4, K5

Evaluation

Continuous Internal Assessment Test:	25 marks
Summative (External)	: 75 marks
Total	: 100 marks

CIA-Continuous Internal Assessment: 25 Marks

Components	Marks
Test (Average of three tests - conduct for 150 marks and converted into 15 marks)	15
Assignment	5
Seminar	5
Total	25

Centralized system of Internal Assessment Tests.

There will be a **three internal assessment** tests.

Duration of Internal assessment test will be **1¹/₄ hours for Test I and 2¹/₂ hours for Test II and III.**

Students shall write retest on the genuine grounds if they are absent in either Test I or Test II and Test III with the approval of HOD.

Question Paper Pattern for Formative Test I

Section	Marks
A – Multiple Choice Questions (4x1 mark)	4
B– Short Answer (3x2 marks)	6
C – Either Or type (2/4 x 5 marks)	10
D – Open Choice type (1/2 x10 Marks)	10
Total	30

Question Paper Pattern for Formative Test II and Test III

Section	Marks
A – Multiple Choice Questions (8x1Mark)	8
B – Short Answer (6 x 2 marks)	12
C – Either Or type (4/8 x 5 marks)	20
D – Open Choice type (2/4 x 10 Marks)	20
Total	60

Conducted for 150 marks and converted into 15 marks

Question Paper Pattern for Summative Examination

Section	Marks
A – Multiple Choice Questions (10x1mark)	10
B – Short Answer Questions (5 x 2 Marks)	10
C – Either Or type (5 X 5marks)	25
D – Open Choice type(3out of 5 X 10Marks)	30
Total	75

In respect of Summative examinations passing minimum are 45% for Post Graduate.

Distribution of Marks in % with K levels CIA I, II, III & External Assessment

Blooms Taxonomy	Internal Assessment			External Assessment
	I	II	III	
Knowledge(K1)	8%	8%	8%	5%
Understanding(K2)	28%	12%	8%	14%
Apply(K3)	44%	40%	24%	27%
Analyze(K4)	20%	40%	40%	27%
Evaluate(K5)	-	-	20%	27%

Latest amendments and revision as per **UGC** and **TANSICHE** norms is taken into consideration in curriculum preparation.

BLUE PRINT FOR INTERNAL ASSESSMENT - I
Articulation Mapping - K Levels with Course Learning Outcomes (CLOs)

Sl. No	CLOs	K- Level	Section A		Section B		Section C	Section D	Total
			MCQs (No Choice)		Short Answers(No Choice)		(Either or Type)	(Open Choice)	
			No. of Questions	K- Level	No. of Questions	K- Level			
1	CLO 1	Up to K 4	2 2	K1K2	1 1 1	K1 K2 K3	2 (K2) 2(K3) (Each set of questions must be in the same level)	1(K3) 1(K4)	
No. of Questions to be asked			4		3		4	2	13
No. of Questions to be answered			4		3		2	1	10
Marks for each question			1		2		5	10	
Total Marks for each section			4		6		20	20	50

BLUE PRINT FOR INTERNAL ASSESSMENT – II
Articulation Mapping - K Levels with Course Learning Outcomes (CLOs)

Sl. No	CLOs	K- Level	Section A		Section B		Section C	Section D	Total
			MCQs (No Choice)		Short Answers(No Choice)		(Either or Type)	(Open Choice)	
			No. of Questions	K- Level	No. of Questions	K- Level			
1	CLO 2	Up to K 4	2 2	K1 K2	1 2	K1 K2	2(K3) 2(K4)	1(K3) 1(K4)	
2	CLO 3	Up to K 4	2 2	K1 K2	1 2	K1 K2	2(K3) 2(K4) (Each set of questions must be in the same level)	1(K3) 1(K4)	
No. of Questions to be asked			8		6		8	4	26
No. of Questions to be answered			8		6		4	2	20
Marks for each question			1		2		5	10	
Total Marks for each section			8		12		40	40	100

BLUE PRINT FOR INTERNAL ASSESSMENT – III
Articulation Mapping - K Levels with Course Learning Outcomes (CLOs)

Sl. No	CLOs	K- Level	Section A		Section B		Section C	Section D	Total
			MCQs (No Choice)		Short Answers(No Choice)		(Either or Type)	(Open Choice)	
			No. of Questions	K- Level	No. of Questions	K- Level			
1	CLO 4	Up to K5	2	K1	1	K1	2(K3)	1(K4)	
			2	K2	1	K2	2(K4)	1(K5)	
2	CLO 5	Up to K5	2	K1	1	K1	2(K3)	1(K4)	
			2	K2	1	K2	2(K4)	1(K5)	
No. of Questions to be asked			8		6		8	4	26
No. of Questions to be answered			8		6		4	2	20
Marks for each question			1		2		5	10	
Total Marks for each section			8		12		40	40	100

Distribution of Marks with choice K Levels CIA I, CIA II and CIA III

CIA	K Levels	Section- A MCQ (No choice)	Section -B Short Answer(No choice)	Section-C(Either or Type)	Section-D (Open Choice)	Total Marks	% of Marks
I	K1	2	2			4	8
	K2	2	2	10	-	14	28
	K3		2	10	10	22	44
	K4				10	10	20
	Marks	4	6	20	20	50	100
II	K1	4	4			8	8
	K2	4	8			12	12
	K3			20	20	40	40
	K4			20	20	40	40
	Marks	8	12	40	40	100	100
III	K1	4	4			8	8
	K2	4	4			8	8
	K3		4	20		24	24
	K4			20	20	40	40
	K5				20	20	20
	Marks	8	12	40	40	100	100

SUMMATIVE EXAMINATION -BLUE PRINT

Articulation Mapping - K Levels with Course Learning Outcomes (CLOs) for External Assessment

Sl. No	CLOs	K- Level	Section A		Section B		Section C	Section D	Total
			MCQs (No choice)		Short Answers(No choice)		(Either/or Type)	(open choice)	
			No. of Questions	K- Level	No. of Questions	K- Level			
1	CLO 1	Up to K4	2	K1&K2	1	K1	2 (K2 & K2)	1(K3)	
2	CLO 2	Up to K4	2	K1&K2	1	K2	2(K3 & K3)	1(K4)	
3	CLO 3	Up to K4	2	K1&K2	1	K3	2 (K3 & K3)	1(K4)	
4	CLO 4	Up to K5	2	K1&K2	1	K4	2 (K4 & K4)	1(K5)	
5	CLO 5	Up to K5	2	K1&K2	1	K5	2 (K5 & K5)	1(K5)	
No. of Questions to be asked			10		5		10	5	30
No. of Questions to be answered			10		5		5	3	23
Marks for each question			1		2		5	10	
Total Marks for each section			10		10		25	30	75 (Marks)

Distribution of Section-wise Marks with K Levels for External Assessment

K Levels	Section A (MCQ'S) (No choice)	Section B (Short Answer) (No choice)	Section C (Either or Type)	Section D (Open Choice)	Total Marks	% of Marks
K1	5	2	-	-	7	5
K2	5	2	10	-	17	14
K3	-	2	20	10	32	27
K4	-	2	10	20	32	27
K5	-	2	10	20	32	27
Total Marks	10	10	50	50	120	100

K1- Remembering and recalling facts with specific answers.

K2- Basic understanding of facts and stating main ideas with general answers.

K3- Application oriented- Solving Problems, Justifying the statement and deriving Inferences.

K4- Examining, analyzing, presentation and make inferences with evidences.

K5- Evaluating, making judgments based on criteria.

EVALUATION (THEORY)**(PART IV - IDC)**

Internal (Formative)	: 25 marks
External (Summative)	: 75 marks
Total	:100 marks

Formative Test (CIA-Continuous Internal Assessment) : 25 Marks

Components	Marks
Test (Conducted for 50 marks and converted into 25 marks)	25

- ✓ There will be Only one Internal Assessment Test
- ✓ Duration of Internal assessment test will be 2 hour for Test
- ✓ Students shall write retest with the approval of HOD on genuine grounds if they are absent.

Question Paper Pattern for Continuous Internal Assessment- Test

Section	Marks
A-Multiple Choice Question (4x1 mark)	4
B-Short Answer (3x2 marks)	6
C-Either Or type (4x 5 marks)	20
D-Open choice type (2/3 x 10 marks)	20
Total	50

Conducted for 50 marks and converted into 25 marks

Question Paper Pattern for External Examination

Section	Marks
A-Multiple Choice Question (10x1 mark)	10
B-Short Answer (5x2 marks)	10
C-Either Or type (5x 5 marks)	25
D-Open choice type (3/5 x 10 marks)	30
Total	75

BLUE PRINT FOR INTERNAL ASSESSMENT

Articulation Mapping - K Levels with Course Learning Outcomes (CLOs) for Internal Assessment (IDC)

Sl. No	CLOs	K- Level	Section A		Section B		Section C	Section D	Total
			MCQs (No Choice)		Short Answers (No Choice)		(Either or Type)	(Open Choice)	
			No. of Questions	K- Level	No. of Questions	K- Level			
1	CLO1	Up to K4	2	K1			2(K3 & K3)	1 (K3)	
2	CLO2	Up to K4	2	K1			2(K3 & K3)	1 (K4)	
3	CLO3	Up to K4			2	K2	2(K4 & K4)	1 (K4)	
4	CLO4	Up to K5			2	K2	2(K5 & K5)	1 (K5)	
5	CLO5	Up to K5			2	K2		1 (K5)	
No. of Questions to be asked			4		3		8	5	20
No. of Questions to be answered			4		3		4	2	13
Marks for each question			1		2		5	10	
Total Marks for each section			4		6		20	20	50 (Marks)

Distribution of Section –wise Marks with K Levels for Internal Assessment (IDC)

CIA	K Levels	Section A MCQ	Section B (Short Answers)	Section C (Either/Or Choice)	Section D (Open Choice)	Total Marks	% of Marks
I	K1	4	-	-	-	4	4
	K2	-	6	-	-	6	6
	K3	-	-	20	10	30	30
	K4	-	-	10	20	30	30
	K5	-	-	10	20	30	30
	Marks		4	6	40	50	100

K1- Remembering and recalling facts with specific answers.

K2- Basic understanding of facts and stating main ideas with general answers.

K3- Application oriented- Solving Problems, Justifying the statement and deriving Inferences.

K4- Examining, analyzing, presentation and make inferences with evidences.

K5- Evaluating, making judgments based on criteria.

E.M.G. YADAVA WOMEN'S COLLEGE, MADURAI – 625 014.
 (An Autonomous Institution – Affiliated to Madurai Kamaraj University)
 (Re-accredited (3rd Cycle) with Grade A⁺ & CGPA 3.51 by NAAC)

CBCS and OBE

DEPARTMENT OF INFORMATION TECHNOLOGY- PG
 (w.e.f. 2022 – 2023 Batch onwards)

COURSE STRUCTURE - SEMESTER WISE

Sem.	Category	Course Code	Course Title	Teaching Hours per week	Exam Duration (hrs.)	Maximum Marks			Credits
						CIA	SE	Total	
I	Core	22OPIT11	Computer Architecture	5	3	25	75	100	4
	Core	22OPIT12	Object Orientated Programming with C++	4	3	25	75	100	4
	Core	22OPIT13	Data Structure and Algorithms	4	3	25	75	100	4
			DSEC-I	5	3	25	75	100	4
	Core Lab	22OPIT11P	C++ and Data Structure Lab	5	3	40	60	100	2
	Core Lab	22OPIT12P	PHP Programming Lab	5	3	40	60	100	2
	IDC	22OPITID1	Photo Designing	2	3	25	75	100	2
II	Core	22OPIT21	Operating System Concepts	5	3	25	75	100	4
	Core	22OPIT22	Digital Image Processing	4	3	25	75	100	4
	Core	22OPIT23	Data Communication and Networking	4	3	25	75	100	4
			DSEC-II	5	3	25	75	100	4
	Core Lab	22OPIT21P	Linux Programming Lab	5	3	40	60	100	2
	Core	22OPIT22P	Digital Image Processing Lab	5	3	40	60	100	2
	IDC	22OPITID2	Technologies of Internet	2	3	25	75	100	2

III	Core	22OPIT31	Relational Database Management System	5	3	25	75	100	4
	Core	22OPIT32	Java and J2EE Programming	5	3	25	75	100	4
	Core	22OPIT32	Data Mining and Warehousing	5	3	25	75	100	4
			DSEC-III	5	3	25	75	100	4
	Core Lab	22OPIT31P	RDBMS Lab	5	3	40	60	100	2
	Core Lab	22OPIT32P	Java and J2EE Programming Lab	5	3	40	60	100	2
IV	Core	22OPIT41	Big Data Analytics	5	3	25	75	100	4
	Core	22OPIT42	Advanced Software Engineering	5	3	25	75	100	4
	Core	22OPIT43	Internet of Things (IOT)	5	3	25	75	100	4
			DSEC-IV	5	3	25	75	100	4
	Core Lab	22OPIT41P	Python Programming Lab	5	3	40	60	100	2
	Core Lab	22OPIT42P	Web Technology Lab	5	3	40	60	100	2
	Core	22OPITPR4	Project-Viva Voce	-	-	20	80	100	6
			Total Hours & Credits	120					90

DISCIPLINE SPECIFIC ELECTIVE COURSES

Semester - I

DSEC - I (Choose any one)

1. Discrete Mathematics - 22OPITDSE1A
2. System Analysis and Design - 22OPITDSE1B

Semester - II

DSEC - II (Choose any one)

1. Android Programming - 22OPITDSE2A
2. Theory of Computation - 22OPITDSE2B

Semester - III

DSEC - III (Choose any one)

1. Mobile Computing - 22OPITDSE3A
2. Block Chain Technologies - 22OPITDSE3B

Semester - IV

DSEC - IV (Choose any one)

1. Cloud Computing - 22OPITDSE4A
2. Cyber Security - 22OPITDSE4B

DEPARTMENT OF INFORMATION TECHNOLOGY				I M.Sc. Information Technology				
Sem	Category	Course Code	Course Title	Credits	Contact Hours/Week	CIA	SE	Total
I	Core	22OPIT11	Computer Architecture	4	5	25	75	100

Nature of the Course

Knowledge Oriented and Skill

Employability Oriented

Entrepreneurship oriented

Course Objectives

1. To introduce the fundamental concepts underlying modern computer organization and architecture.
2. To comprehend the importance of the hardware-software interface.
3. To familiarize about hardware design of basic structure and behavior of the various functional modules of the computer.
4. To make the students know about the importance of multiprocessor and multi computers.
5. To give the students an elaborate idea about the different memory systems and buses.

Unit	Course Content	Hours	K Level	CLO
I	Digital Logic Circuits: Digital Computers- Logic Gates –Boolean Algebra- Map Simplification- Combinational Circuits- Flip-flops- Sequential Circuits. Digital Components: Integrated Circuits-Decoders – Multiplexer – Registers – Shift Registers – Binary Counters – Memory Unit. Data Representation: Data Types- Complements-Fixed Point Representation- Floating Point Representation – other Binary Codes-Error Detection Codes.	15	Up to K4	CLO1
II	Register Transfer and Micro operation: Register Transfer Language- Register Transfer – Bus and Memory Transfer – Arithmetic Micro Operation – Logic Micro Operation – Shift Micro operation- Arithmetic Logic Shift Unit. Basic Computer Organization and Design: Instruction Codes-Computer Registers- Computer Instructions- Training – Timing And Control- Instruction Cycle-Memory Reference Instructions – Input And Output And Interrupt.	15	Up to K4	CLO2

III	Micro programmed Control: Control Memory – Addressing Sequencing – Micro Program Example – Design of Control Unit. Central Processing Unit: Introduction – General Register Organization – Stack Organization – Instruction Formats- Addressing Modes- Data Transfer And Manipulation – Programmed Control.	15	Up to K4	CLO3
IV	Computer Arithmetic: Introduction- Addition and Subtraction – Multiplication Algorithm – Division Algorithm.	15	Up to K5	CLO4
V	Input Output Organization: Peripheral Devices – Input Output Interfaces Asynchronous Data Transfer, Modes of Transfer, Direct Memory Access, Input Output Processor, Serial Communication. Memory Organization: Memory Hierarchy, Main Memory, Auxiliary Memory, Associative Memory, Cache Memory Virtual Memory.	15	Up to K5	CLO5

Book for Study

Morris Mano, M. (2006). *Computer System Architecture*. Prentice Hall India. New Delhi. 3rd Edition.

Chapters:

Unit I	: Chapters 1, 2, 3
Unit II	: Chapters 4, 5 (5.1 – 5.7)
Unit III	: Chapters 7, 8 (8.1 – 8.7)
Unit IV	: Chapters 10 (10.1 – 10.4)
Unit V	: Chapters 11 (11.1 -11.4, 11.6 - 11.8), 12 (12.1 – 12.6)

Books for Reference

1. Alan Clements. (2007). *Computer Organization and Architecture*. Prentice Hall of India. New Delhi, 2nd Edition.
2. Carl Hamacher, Zvonko Vranesic & SafwatZaky. (2002). *Computer Organization*. Mc Graw Hill. America, Newyork. Fifth Edition.
3. David Patterson, John Hennery. (2007). *Computer Organization and Design The Hardware and Software Interface*. Elsevier India. New Delhi . 3rd Edition.
4. Rajaraman,V., Radhakrishnan,T. (2006). *Digital Logic and Computer Organization*. Prentice Hall Of India. New Delhi. 1st Edition.

5. William Stallings. (2007). *Computer Organization & Architecture*. Prentice Hall of India. New Delhi. 7th Edition.

Web Resources

1. <https://www.mheducation.co.in/computer-organization-9781259005275-india>
2. [http://www.gpkhutri.in/BOOK/COMPUTER/Computer%20Organization%20and%20Architecture%20Designing%20for%20Performance%20\(8th%20Edition\)%20-%20William%20Stallings.pdf](http://www.gpkhutri.in/BOOK/COMPUTER/Computer%20Organization%20and%20Architecture%20Designing%20for%20Performance%20(8th%20Edition)%20-%20William%20Stallings.pdf)
3. https://www.seas.upenn.edu/~leebcc/teachdir/ece590_fall14/kaxiras.pdf
4. http://csg.csail.mit.edu/6.375/6_375_2016_www/resources/archbook.pdf

E-Books

1. <https://poojavaishnav.files.wordpress.com/2015/05/mano-m-m-computer-system-architecture.pdf>
2. <https://www.uotechnology.edu.iq/depeee/lectures/4th/Electronic/Microprocessor%20engineering%202/computer%20architecture.pdf>
3. <http://www.dhimangaurav.com/docs/morris.pdf>

Pedagogy

Power point Presentations, Seminar, Quiz, Assignment, video material and Brain storming.

Rationale for Nature of the course

- Emphasizes the data flow, timing analysis, memory hierarchy, tradeoff between execution cycles, hardware requirements/cost and software that must be made in order to produce good system design.
- An overview of computer architecture, which stresses the underlying design principles and the impact of these principles on computer performance. General topics include design methodology, processor design, control design, memory organization, system organization, and parallel processing.

Activities to be given

- Group Discussion
- Quiz
- Seminar

Course Learning Outcomes (CLOs)

Upon successful completion of the Course, the students will be able to

No.	Course Outcome	Knowledge Level(According to Bloom's Taxonomy)
CLO 1	Understand the principles of number system, binary codes and Boolean algebra to minimize logic expressions.	Up to K4
CLO 2	Describe concepts of Hardwired control and micro programmed control.	Up to K4
CLO 3	Identify various design alternatives in processor organization.	Up to K4
CLO 4	Implement the principles of I/O in computer systems, including viable mechanisms for I/O and secondary storage organization.	Up to K5
CLO 5	Illustrate the I/O and memory organization.	Up to K5

K1- Remembering and recalling facts with specific answers.

K2- Basic understanding of facts and stating main ideas with general answers.

K3- Application oriented- Solving Problems, Justifying the statement and deriving Inferences.

K4- Examining, analyzing, presentation and make inferences with evidences.

K5- Evaluating, making judgments based on criteria.

Mapping of Course Learning Outcomes (CLOs) with Programme Outcomes (POs)

	PO1	PO2	PO3	PO4	PO5	PO6
CLO 1	3	1	1	1	-	1
CLO 2	3	2	-	-	1	2
CLO 3	3	1	3	-	1	1
CLO 4	3	2	2	2	1	-
CLO 5	3	1	1	-	2	1

1-Basic Level

2- Intermediate Level

3- Advanced Level

LESSON PLAN:

Unit	Course Content	Hrs.	Mode of Teaching
I	Digital Logic Circuits: Digital Computers- Logic Gates – Boolean Algebra- Map Simplification- Combinational Circuits- Flip-flops- Sequential Circuits.	5	Chalk & Talk, PPT
	Digital Components: Integrated Circuits- Decoders – Multiplexer – Registers – Shift Registers – Binary Counters – Memory Unit.	5	
	Data Representation: Data Types- Complements-Fixed Point Representation-Floating Point Representation – other Binary Codes-Error Detection Codes.	5	
II	Register Transfer and Micro operation: Register Transfer Language- Register Transfer – Bus and Memory Transfer – Arithmetic Micro Operation – Logic Micro Operation – Shift Micro operation- Arithmetic Logic Shift Unit.	7	Chalk & Talk, Spot test, Exercise, Assignment, PPT, Video Material.
	Basic Computer Organization and Design: Instruction Codes-Computer Registers- Computer Instructions- Training – Timing And Control- Instruction Cycle-Memory Reference Instructions – Input And Output And Interrupt.	8	
III	Micro programmed Control: Control Memory – Addressing Sequencing – Micro Program Example – Design of Control Unit.	7	Chalk & Talk, Exercise, PPT, video material
	Central Processing Unit: Introduction – General Register Organization – Stack Organization – Instruction Formats- Addressing Modes- Data Transfer And Manipulation – Programmed Control.	8	
IV	Computer Arithmetic: Introduction- Addition and Subtraction – Multiplication Algorithm – Division Algorithm.	15	Chalk & Talk, Exercise, Assignment, video material, Group Discussion

V	Input Output Organization: Peripheral Devices – Input Output Interfaces Asynchronous Data Transfer, Modes of Transfer, Direct Memory Access, Input Output Processor, Serial Communication.	7	Quiz, Chalk & Talk, Exercise , Spot test,
	Memory Organization: Memory Hierarchy, Main Memory, Auxiliary Memory, Associative Memory, Cache Memory Virtual Memory.	8	Assignment, Seminar

Course Designer
Mrs.R.Boomadevi

DEPARTMENT OF INFORMATION TECHNOLOGY				I M.Sc. Information Technology				
Sem.	Category	Course Code	Course Title	Credits	Contact Hours/Week	CIA	SE	Total
I	Core	22OPIT12	Object Orientated Programming with C++	4	4	25	75	100

Nature of the Course

Knowledge Oriented and Skill

Employability Oriented

Entrepreneurship oriented

Course Objectives

1. Comprehend object oriented programming concepts using C++.
2. Understand Class, objects and Constructors.
3. Use the operator overloading and inheritance in program development.
4. Describe the concept of Pointer to objects and pure virtual functions.
5. Apply the concepts of files and its stream operations.

Unit	Course Content	Hours	K Level	CLO
I	Software Crisis – Software Evolution – Basic Concepts of Object-Oriented Programming – Benefits of OOP – Object-Oriented Languages - Applications of OOP – Application of C++ - Structure of a C++ Program – Tokens – Keywords – Identifiers – Basic Data Types – User-defined Data types – Derived data types – Symbolic constants – Type compatibility – Declaration of variables – Dynamic initialization of variables –Reference variables – Operators in C++ - Manipulators – Type cast operator – Expressions and their types-Implicit conversions – Control structures – The main function – Function prototyping – inline functions – Function overloading.	12	Up to K4	CLO1
II	Specifying a class – Defining member functions – Making an outside function inline – Nesting of member functions – Private member functions – Array within a class – Memory allocation for objects – Static data members – Static member functions – Array	12	Up to K4	CLO2

	of objects - Objects as function arguments – Friendly functions – Returning objects – Constant member functions – Constructors – Parameterized constructor – Multiple constructors in a class – Constructors with default arguments – Dynamic initialization of objects – Copy constructor – Destructors.			
III	Defining operator overloading – Overloading unary operators – Overloading binary operators– Overloading binary operators using friend function – Rules for overloading operators - Defining derived classes – Single inheritance – Making a private member inheritable – Multilevel inheritance – Multiple inheritance – Hierarchical inheritance – Hybrid inheritance - Virtual base classes – Constructors in derived class – Member classes: Nesting of classes.	12	Up to K4	CLO3
IV	Pointer to objects – this pointer – Pointers to derived classes – Virtual functions – Pure virtual functions – C++ Stream classes – Unformatted I/O operations – Managing output with manipulators.	12	Up to K5	CLO4
V	Classes of file stream operations – Opening and Closing files – Detecting end of file – More about open() function – File modes, File pointers and their manipulation – Sequential input and output operations – Command-line arguments- Templates: class templates and function templates.	12	Up to K5	CLO5

Book for Study

Balagurusamy, E. (2013). *Object Oriented Programming with C++*. McGraw Hill Education (India) Private Limited. New Delhi. Sixth Edition.

- Unit I – Chapter 1 (Except 1.3, 1.4),
Chapter 2 (Only 2.6),
Chapter 3 (Except 3.20, 3.21, 3.22), Chapter 4
- Unit II – Chapter 5 (Except 5.18, 5.19), Chapter 6 (Except 6.8, 6.9, 6.10)
- Unit III – Chapter 7, Chapter 8
- Unit IV – Chapter 9, Chapter 10
- Unit V – Chapter 11 (Except 11.8),
Chapter 12 (Only 12.2, 12.3 and 12.4)

Books for Reference

1. Alok Kumar Jagadev, Amiya Kumar Rath & Satchidananda Dehuri. (2007). *Object-Oriented Programming Using C++*. Prentice-Hall of India Private Limited. New Delhi.
2. Ashok N.Kamthane. (2006). *Object Oriented Programming with ANSI & Turbo C++*. Pearson Education.
3. John R.Hubbard.(2007). *Programming with C++*. Tata McGraw Hill Publishing Company Private Limited. New Delhi. Second Edition.
4. Paul Deitel, Harvey Deitel. (2014). *C++ How to Program*. PHI. U.S.A . 9th Edition.
5. Poornachandra Sarang.(2009). *Object-Oriented Programming With C++*. 2nd Edition. PHI Learning Private Limited. New Delhi.

Web Resources

1. https://www.tutorialspoint.com/cplusplus/cpp_tutorial.pdf
2. <https://www.cplusplus.com/files/tutorial.pdf>
3. <http://www.lmpt.univ-tours.fr/~volkov/C++.pdf>

E-Books

1. <http://www.microlinkcolleges.net/elib/files/undergraduate/Information%20System/Object%20Oriented%20Programming%20with%20C++.pdf>
2. https://www.google.co.in/books/edition/OBJECT_ORIENTED_PROGRAMMING_USING_C++/dZcq7OL4bhsC?hl=en&gbpv=1&printsec=frontcover
3. https://www.google.co.in/books/edition/Object_Oriented_Programming_with_ANSI_an/rA0SWk4dQ-0C?hl=en&gbpv=1

Pedagogy

Power point Presentations, Seminar, Quiz, Assignment, video material and Brain storming.

Activities to be given

- Group Discussion
- Quiz
- Seminar

Course Learning Outcomes (CLOs)

Upon successful completion of the Course, the students will be able to

S.No.	Course Outcome	Knowledge Level(According to Bloom's Taxonomy)
CLO 1	Understand the procedural and object oriented paradigm with concepts of streams, classes, functions, data and objects.	Up to K4
CLO 2	Identify the dynamic memory management techniques using constructors, destructors, etc	Up to K4
CLO 3	Describe the concept of operator overloading and polymorphism.	Up to K4
CLO 4	Discuss on Pointers and virtual functions.	Up to K5
CLO 5	Implement the concept of Files and Templates.	Up to K5

K1- Remembering and recalling facts with specific answers.

K2- Basic understanding of facts and stating main ideas with general answers.

K3- Application oriented- Solving Problems, Justifying the statement and deriving Inferences.

K4- Examining, analyzing, presentation and make inferences with evidences.

K5- Evaluating, making judgments based on criteria.

Mapping of Course Learning Outcomes (CLOs) with Programme Outcomes (POs)

	PO1	PO2	PO3	PO4	PO5	PO6
CLO 1	3	2	3	2	-	1
CLO 2	3	2	3	2	1	2
CLO 3	3	3	3	1	-	1
CLO 4	3	2	3	2	1	1
CLO 5	3	3	3	2	-	1

1-Basic Level

2- Intermediate Level

3- Advanced Level

LESSON PLAN:

Unit	Course Content	Hrs	Mode
I	Software Crisis – Software Evolution – Basic Concepts of Object-Oriented Programming – Benefits of OOP – Object-Oriented Languages - Applications of OOP – Application of C++	6	Chalk & Talk, PPT
	Structure of a C++ Program – Tokens – Keywords – Identifiers – Basic Data Types – User-defined Data types – Derived data types – Symbolic constants – Type compatibility – Declaration of variables – Dynamic initialization of variables –Reference variables –		
	Operators in C++ - Manipulators. Type cast operator Expressions and their types-Implicit conversions – Control structures – The main function – Function prototyping – inline functions – Function overloading.	6	
II	Specifying a class – Defining member functions – Making an outside function inline – Nesting of member functions – Private member functions – Array within a class – Memory allocation for objects – Static data members – Static member functions	6	Chalk & Talk, Spot test, Exercise, Assignment, PPT, Video material.
	Array of objects - Objects as function arguments – Friendly functions – Returning objects – Constant member functions – Constructors – Parameterized constructor – Multiple constructors in a class – Constructors with default arguments – Dynamic initialization of objects – Copy constructor – Destructors.	6	
III	Defining operator overloading – Overloading unary operators – Overloading binary operators– Overloading binary operators using friend function – Rules for overloading operators	6	Chalk & Talk, Exercise, PPT, video material
	Defining derived classes Single inheritance – Making a private member inheritable – Multilevel inheritance – Multiple inheritance – Hierarchical inheritance – Hybrid inheritance - Virtual base classes – Constructors in derived class – Member classes: Nesting of classes.	6	

IV	Pointer to objects – this pointer – Pointers to derived classes – Virtual functions – Pure virtual functions	6	Chalk & Talk, Exercise, Assignment, video material, Group Discussion
	C++ Stream classes – Unformatted I/O operations – Managing output with manipulators.	6	
V	Classes of file stream operations – Opening and Closing files – Detecting end of file – More about open() function –	4	Quiz, Chalk & Talk, Exercise , Spot test, Assignment, Seminar
	File modes- File pointers and their manipulation – Sequential input and output operations	4	
	Command-line arguments- Templates: class templates and function templates.	4	

Course Designer
Mrs.R.Lakshmi

DEPARTMENT OF INFORMATION TECHNOLOGY				I M.Sc. Information Technology				
Sem.	Category	Course Code	Course Title	Credits	Contact Hours/Week	CIA	SE	Total
I	Core	22OPIT13	Data Structure and Algorithms	4	4	25	75	100

Nature of the Course

Knowledge Oriented and Skill

Employability Oriented

Entrepreneurship oriented

Course Objectives

1. To study the systematic way of solving problems, various methods of organizing large amounts of data.
2. To solve problems using data structures such as linear lists, stacks, queues, hash tables, binary trees, binary search trees, and graphs and writing programs for these solutions.
3. To employ the different data structures to find the solutions for specific problems.
4. To apply the Graph Algorithms on related applications.
5. To design optimized algorithms with efficacy.

Unit	Course Content	Hours	K Level	CLO
I	Basic Concepts: Overview : System life cycle - Object Oriented Design – data abstraction and encapsulation - basics of C++ - algorithm specification performance analysis and measurements. Arrays: Abstract data types and the C++ class - the array as an abstract data type - representation of arrays - the string abstract data type. Stacks & Queues: Templates in C++ - the stack abstract data type - the queue abstract data type - subtyping and inheritance in C++.	12	Up to K4	CLO1
II	Linked Lists: Singly linked lists and Chains - representing chains in C++ - The Template Class chain - circular lists - linked stacks & queues- Polynomials - doubly linked lists - generalized lists.	12	Up to K4	CLO2
III	Trees: Introduction - binary trees - binary tree traversal and tree iterations - threaded binary trees - heaps - binary search trees- Selection Trees – Forests.	12	Up to K4	CLO3

IV	Graphs: The Graph Abstract Data Type – Elementary Graph Operation – Minimum Cost Spanning Tree – Shortest Paths and Transitive Clousure. Hashing: Introduction – Static Hashing – Dynamic Hashing – Bloom Filters.	12	Up to K5	CLO4
V	Efficient Binary Search Trees: Optimal Binary Search Trees - AVL trees - Red Black trees - Splay trees. Multiway Search Trees: m-way Search Trees – B Trees – B+ Trees.	12	Up to K5	CLO5

Book for Study

Elis Horowitz, Sartaj Sahni & Dinesh Mehta. (2013). *Fundamentals of Data structures in C++*. Universities Press (India) Private Limited. Hyderabad. 2nd Edition.

Unit I	-	Chapters 1 (1.1 - 1.5, 1.7), 2 (2.1, 2.2, 2.5, 2.6) and 3(3.1 – 3.4)
Unit II	-	Chapter 4 (4.1 -4.5), 4.7, 4.10, 4.11
Unit III	-	Chapter 5 (5.1, 5.3- 5.10)
Unit IV	-	Chapters 6 (6.1 – 6.5) and 8(8.1 -8.4)
Unit V	-	Chapters 10(10.1-10.4) , 11(11.1 -11.3)

Books for Reference

1. Aaron M. Tenenbaum, Moshe J. Augenstein & Yedidyah Langsam. (2005). *Data Structure using C & C++*. Prentice Hall of India Private Limited. New Delhi. Second Edition.
2. Ashok N.Kamthane. (2003). *Object Oriented Programming with Ansi & Turbo C++*. Pearson Education . New Delhi . First Edition .
3. Easwara Kumar K. S. *Object Oriented Data Structure using C++*(2000).Vikad Publishing House Private Limited . New Delhi . First Edition .
4. Ellis Horowitz, Sartaj sahani & Dinesh Metha.(2007).*Fundamentals of Data Structures in C++*. Universities Press (India) Private Limited. Hyderabad. Second Edition.
5. Mark Allen Weiss. (2010). *Data Structures and Algorithms Analysis in C*. Pearson Education Inc. Dorling Kindersley Publishing Inc. New Delhi.Second Edition.

Web Resources

1. <http://freecodecamp.org>
2. <https://www.dzone.com>
3. <https://lecturenotes.in>

E-Books

1. file:///C:/Users/Administrator/Downloads/Fundamentals_of_Data_Structure_in_C.pdf
2. http://itlectures.ro/wpcontent/uploads/2016/04/AdamDrozdek__DataStructures_and_Algorithms_in_C_4Ed.pdf
3. <http://www.musaliarcollege.com/eBooks/CSE/Data%20structures%20algorithms%20and%20applications%20in%20C.pdf>

Pedagogy

Power point Presentations, Seminar, Quiz, Assignment, video material and Brain storming.

Rationale for Nature of the course

- The methods and techniques of data structure are widely used in system programming and application programming.
- Helps to develop logic and structured program by using organized data.

Activities to be given

- Practice to write Algorithms
- Seminar
- Data Organization

Course Learning Outcomes (CLOs)

Upon successful completion of the Course, the students will be able to

No.	Course Outcome	Knowledge Level(According to Bloom's Taxonomy)
CLO 1	Understand the uses of data abstraction and linear data structures.	Up to K4
CLO 2	Describe high level of abstraction of various linear and nonlinear data structures.	Up to K4
CLO 3	Sketch the significance of trees and binary search trees.	Up to K4
CLO 4	Illustrate various data structure of graphs and technique for hashing Level. (understand) Illustrate various data structure of graphs and technique for hashing Level.	Up to K5
CLO 5	Understand and implement various data structures along with their application of Binary Search Trees and AVL trees.	Up to K5

K1- Remembering and recalling facts with specific answers.

K2- Basic understanding of facts and stating main ideas with general answers.

K3- Application oriented- Solving Problems, Justifying the statement and deriving Inferences.

K4- Examining, analyzing, presentation and make inferences with evidences.

K5- Evaluating, making judgments based on criteria.

Mapping of Course Learning Outcomes (CLOs) with Programme Outcomes (POs)

	PO1	PO2	PO3	PO4	PO5	PO6
CLO 1	3	1	1	1	-	1
CLO 2	3	2	-	-	1	2
CLO 3	3	1	3	-	1	1
CLO 4	3	2	2	2	1	-
CLO 5	3	1	1	-	2	1

1-Basic Level

2- Intermediate Level

3- Advanced Level

LESSON PLAN:

Unit	Course Content	Hrs	Mode of Teaching
I	Basic Concepts: Overview : System life cycle - Object Oriented Design – data abstraction and encapsulation - basics of C++ - algorithm specification performance analysis and measurements.	4	Chalk & Talk, PPT
	Arrays: Abstract data types and the C++ class - the array as an abstract data type - representation of arrays - the string abstract data type.	4	
	Stacks & Queues: Templates in C++ - the stack abstract data type - the queue abstract data type - subtyping and inheritance in C++.	4	
II	Linked Lists: Singly linked lists and Chains - representing chains in C++	6	Chalk & Talk, Spot test, Exercise, Assignment, PPT, Video material.
	The Template Class chain - circular lists - linked stacks & queues-Polynomials - doubly linked lists - generalized lists.	6	
III	Trees: Introduction - binary trees - binary tree traversal and tree iterations - threaded binary trees	6	Chalk & Talk, Exercise, PPT, video material
	heaps - binary search trees- Selection Trees – Forests.	6	
IV	Graphs: The Graph Abstract Data Type – Elementary Graph Operation – Minimum Cost Spanning Tree – Shortest Paths and Transitive Clousure.	6	Chalk & Talk, Exercise, Assignment, video material, Group Discussion
	Hashing: Introduction – Static Hashing – Dynamic Hashing – Bloom Filters.	6	

V	Efficient Binary Search Trees: Optimal Binary Search Trees - AVL trees - Red Black trees - Splay trees.	6	Quiz, Chalk & Talk, Exercise , Spot test, Assignment, Seminar
	Multiway Search Trees: m-way Search Trees – B Trees – B+ Trees.	6	

Course Designer
Mrs.S.Sumathi

DEPARTMENT OF INFORMATION TECHNOLOGY				I M.Sc. Information Technology				
Sem.	Category	Course Code	Course Title	Credits	Contact Hours/Week	CIA	SE	Total
I	DSEC - I	22OPITDSE1A	Discrete Mathematics	4	5	25	75	100

Nature of the Course

Knowledge Oriented and Skill

Employability Oriented

Entrepreneurship oriented

Course Objectives

1. Simplify and evaluate basic logic statements including compound statements, implications, inverses, converses, and the properties of logic.
2. Identify and apply basic concepts of set theory, arithmetic, logic, proof techniques, binary relations, graphs and trees.
3. Demonstrate the ability to write and evaluate a proof or outline the basic structure of and give examples of each proof technique described.
4. Recognize the importance of Coding Theory.
5. Apply the knowledge and skills obtained to investigate and solve a variety of discrete mathematical problems.

Unit	Course Content	Hrs	K Level	CLO
I	Set Theory: Introduction – Sets – Notation and Description of sets – Subsets – Venn – Euler Diagrams – Operation on sets – Properties of set operations – Verification of basic laws and algebra by Venn diagram. Relations: Relations – Representation of a relation – Operations on relations – equivalence relation – Closures & Warshalls Algorithm – Partitions and Equivalence Classes.	15	Up to K4	CLO 1
II	Recurrence relations and Generating functions: Recurrence relation – an introduction– Polynomial and their evaluations – Recurrence relations – Solutions of finite order homogeneous (linear) relations – Solutions of non-homogeneous(linear) relations – Solutions of non-homogeneous relations – Generating functions (For all the theorems consider the statements without proofs).	15	Up to K4	CLO2

III	Coding Theory : Introduction- Hamming Distances- Encoding a Message-Group Codes –Procedure for Generating Group Codes-Decoding and Error Correction.	15	Up to K4	CLO3
IV	Logic : Introduction – IF statements – Connectives – Truth table of a formula – Tautology - Tautological implications and Equivalence of formulae – Quantifiers.	15	Up to K5	CLO4
V	Lattices : Lattices-Some Properties of Lattices- New Lattices –Modular and Distributive Lattices . Graph Theory : Basic concepts – Matrix representations of graphs – Trees – Spanning tree – shortest path problem.	15	Up to K5	CLO5

Book for Study

Venkataraman.M.K, Sridharan.N & Chandrasekaran. Z. (2011). *Discrete Mathematics*, National Publishing company, Chennai, India, Third Edition.

Chapters:

- Unit I : Chapter 1.1 to 1.8 and 2(2.2 to 2.6)
- Unit II : Chapter 5 (5.1 to 5.6)
- Unit III : Chapter 8(8.1 to 8.8)
- Unit IV : Chapter 9 (9.1 to 9.3, 9.6 to 9.8, 9.15)
- Unit V : Chapter10 (10.1 to 10.4) and 11 (11.1 to 11.5)

Books for Reference

1. Edgar G. Goodaire, Michael M.Parmenter. (2011). *Discrete Mathematics with Graph Theory*. PHI Learning Private Limited. New Delhi. Third Edition.
2. Kolman ,Busby & Ross. (2009). *Discrete Mathematical Structures*. PHI Learning private Limited.New Delhi.Sixth Edition.
3. Liu . C L, D.P Mohapatra .(2010). *Elements of Discrete Mathematics*. Tata Mcgraw Hill Education private Limited .New Delhi .Fifth Reprint.
4. Semyour Lipschutz , Marc Lipson .(2006). *Discrete Mathematics*. Tata Magraw Hill Education private Limited.New Delhi.India . 2nd Edition .
5. M.K.Sen , B.C Chakraborty. (2008). *Introduction to Discrete Mathematics*. Books and Allied (P) Ltd. Kolkata.India. 3rd Edition.

Web Resources

1. <http://discrete.openmathbooks.org/pdfs/dmoi-tablet.pdf>
2. <https://web.stanford.edu/class/cs103x/cs103x-notes.pdf>
3. <https://home.iitk.ac.in/~aralal/book/mth202.pdf>

E.-Books

1. http://cslabcms.nju.edu.cn/problem_solving/images/3/3e/Discrete_Mathematics_and_Its_Applications_%287th_Edition%29.pdf
2. <https://alas.matf.bg.ac.rs/~mi10164/Materijali/DS.pdf>
3. <http://www2.cs.uh.edu/~arjun/courses/ds/DiscMaths4CompSc.pdf>

Pedagogy:

Power point Presentations, Seminar, Quiz, Assignment, video material and Brain storming.

Activities to be given

- Group Discussion
- Quiz
- Seminar

Course Learning Outcomes (CLOs):

Upon successful completion of the Course, the students will be able to

No.	Course Outcomes	Knowledge Level(According to Bloom's Taxonomy)
CLO 1	Show appropriate set, function, or relation models for analysis of practical examples and interpretation of the associated operations and terminology in context.	Up to K4
CLO 2	Indicate the recurrence relations and generating functions.	Up to K4
CLO 3	Apply the concept of Coding Theory.	Up to K4
CLO 4	Solve the problems using Logic.	Up to K5
CLO 5	Apply formal proof techniques, and explain their reasoning clearly with Lattices and Graph Theory.	Up to K5

K1- Remembering and recalling facts with specific answers.

K2- Basic understanding of facts and stating main ideas with general answers.

K3- Application oriented- Solving Problems, Justifying the statement and deriving Inferences.

K4- Examining, analyzing, presentation and make inferences with evidences.

K5- Evaluating, making judgments based on criteria.

Mapping of Course Learning Outcomes (CLOs) with Programme Outcomes (POs)

	PO1	PO2	PO3	PO4	PO5	PO6
CLO 1	3	1	1	1	-	1
CLO 2	3	2	-	-	1	2
CLO 3	3	1	3	-	1	1
CLO 4	3	2	2	2	1	-
CLO 5	3	1	1	-	2	1

1-Basic Level

2- Intermediate Level

3- Advanced Level

LESSON PLAN:

Unit	Course Content	Hrs.	Mode of Teaching
I	Set Theory: Introduction – Sets – Notation and Description of sets – Subsets – Venn – Euler Diagrams – Operation on sets – Properties of set operations – Verification of basic laws and algebra by Venn diagram	6	Chalk & Talk, PPT
	Relations: Relations – Representation of a relation – Operations on relations – equivalence relation – Closures & Warshalls Algorithm – Partitions and Equivalence Classes.	6	
II	Recurrence relations and Generating functions: Recurrence relation – an introduction– Polynomial and their evaluations – Recurrence relations – Solutions of finite order homogeneous (linear) relations .	6	Chalk & Talk, Spot test, Exercise, Assignment, PPT, Video material.
	Solutions of non-homogeneous(linear) relations – Solutions of non-homogeneous relations – Generating functions (For all the theorems consider the statements without proofs).	6	
III	Coding Theory : Introduction- Hamming Distances- Encoding a Message.	6	Chalk & Talk, Exercise, PPT, video material
	Group Codes –Procedure for Generating Group Codes- Decoding and Error Correction.	6	
IV	Logic: Introduction – IF statements – Connectives – Truth table of a formula.	6	Chalk & Talk, Exercise, Assignment, video material, Group Discussion
	Tautology - Tautological implications and Equivalence of formulae – Quantifiers.	6	
V	Lattices : Lattices-Some Properties of Lattices- New Lattices –Modular and Distributive Lattices .	6	Quiz, Chalk & Talk, Exercise , Spot test, Assignment, Seminar
	Graph Theory: Basic concepts – Matrix representations of graphs – Trees – Spanning tree – shortest path problem.	6	

Course Designer
Mrs.R.Raja Sangeetha

DEPARTMENT OF INFORMATION TECHNOLOGY				I M.Sc. Information Technology				
Sem.	Category	Course Code	Course Title	Credits	Contact Hours/Week	CIA	SE	Total
I	DSEC - I	22OPITDSE1B	System Analysis and Design	4	5	25	75	100

Nature of the Course

Knowledge Oriented and Skill

Employability Oriented

Entrepreneurship oriented

Course Objectives

1. This course introduces established and evolving methodologies for the analysis, design, and development of an information system.
2. Emphasis is placed on system characteristics, managing projects, prototyping and systems development life cycle phases.
3. Upon completion, students should be able to analyze a problem and design an appropriate solution using a combination of tools and techniques.
4. Implement the Forms Design – File Organization and Data Base Design.
5. Illustrate the Role of the Data Processing Auditor

Unit	Course Content	Hours	K Level	CLO
I	The Systems Concept – Characteristics of System– Elements of a System–Types of Systems –System Models– System Development Life Cycle (SDLC).	15	Up to K4	CLO1
II	The System Analyst Definition – Role of the Analyst – Analyst/User Interface – Analyst in the MIS Organization – The Bases for Planning in Systems Analysis – Initial Investigation.	15	Up to K4	CLO2
III	Information Gathering Introduction –Information Gathering Tools – The Tools of Structured Analysis – System Performance Definition – Feasibility Study – Data Analysis – Cost/Benefit Analysis.	15	Up to K4	CLO3
IV	The Process of Design–Design Methodologies – Major Development Activities – Audit considerations – Input/output and Forms Design – File Organization and Data Base Design.	15	Up to K5	CLO4

V	System Testing – The Test Plan –Quality Assurance – Role of the Data Processing Auditor – Post Implementation Review – Software Maintenance – The Computer Industry –The Software Industry – Hardware/Software Selection – Financial considerations in selection.	15	Up to K5	CLO5
---	---	----	----------	------

Book for Study:

1. Elias M. Awad. (2007). *Systems Analysis and Design*. Tata McGraw Hill. New Delhi. Second Edition.

Chapters:

- Unit I :Chapter 1, 2
Unit II :Chapter 3, 4
Unit III :Chapter 5,6,7,8
Unit IV :Chapter 9,10,11
Unit V :Chapter 12 to 14

Books for Reference

1. Awad. M. (2006). *System Analysis and Design*. Galgotia Publishers. New Delhi. First Edition.
2. Gary B. Shelly, Thomas J. Cashman & Harry J. Rosenblatt. (2006). *Systems Analysis and Design*. Thomas Course Technology .6th Edition. New Delhi.
3. ISRD Group. (2007). *Structured System Analysis and Design*. Tata Mc Graw Hill. New Delhi. First Edition.
4. Kock. (2005). *Systems Analysis & Design Fundamentals*. Saga Publications India Pvt.Ltd. NewDelhi .1st Edition.
5. Rajesh Nalk, Swapna Kishor. (1994). *System Analysis & Business Applications*. Wheeler Publishing. 1st Edition.

Web Reference

1. <http://union.ncsa.uiuc.edu/HyperNews/get/hypernews>
2. https://www.tutorialspoint.com/system_analysis_and_design/system_analysis_and_design_overview.htm
3. <http://www.w3.org/pub/www/library/Activity.html>

E-Books

1. https://www.google.co.in/books/edition/Structured_System_Anal_And_Design_Isrd/ko_yquCMIoSUC?hl=en&gbpv=1&dq=Structured+System+Analysis+by+ISRD+group+first

+edition&pg=PA299&printsec=frontcover

2.https://www.google.co.in/books/edition/Systems_Analysis_Design_Fundamentals/Sb9yAwAAQBAJ?hl=en&gbpv=1&dq=system+analysis+and+design+fundamentals+by+kock&printsec=frontcover

3.https://www.saigontech.edu.vn/faculty/huynq/SAD/Systems_Analysis_Design_UML_5th%20ed.pdf

Pedagogy

Power point Presentations, Seminar, Quiz, Assignment, video material and Brain storming.

Activities on be given

- Group Discussion
- Quiz
- Seminar

Course Learning Outcomes (CLOs)

Upon successful completion of the Course, the students will be able to

No.	Course Outcome	Knowledge Level(According to Bloom's Taxonomy)
CLO 1	Understand the system design & element System life cycle	Up to K4
CLO 2	Describe about Analyst & MIS Organization The Bases for Planning in	Up to K4
CLO 3	Identify the Feasibility Study – Data Analysis – Cost/Benefit Analysis	Up to K4
CLO 4	Implement the Forms Design – File Organization and Data Base Design.	Up to K5
CLO 5	Illustrate the Hardware/Software Selection – Financial considerations in selection.	Up to K5

K1- Remembering and recalling facts with specific answers.

K2- Basic understanding of facts and stating main ideas with general answers.

K3- Application oriented- Solving Problems, Justifying the statement and deriving Inferences.

K4- Examining, analyzing, presentation and make inferences with evidences.

K5- Evaluating, making judgments based on criteria.

Mapping of Course Learning Outcomes (CLOs) with Programme Outcomes (POs)

	PO1	PO2	PO3	PO4	PO5	PO6
CLO 1	3	1	1	1	-	1
CLO 2	3	2	-	-	1	2
CLO 3	3	1	3	-	1	1
CLO 4	3	2	2	2	1	-
CLO 5	3	1	1	-	2	1

1-Basic Level

2- Intermediate Level

3- Advanced Level

LESSON PLAN:

Unit	Course Content	Hrs	Mode of Teaching
I	The Systems Concept – Characteristics of System– Elements of System–Types of Systems	8	Chalk & Talk, PPT
	System Models– System Development Life Cycle (SDLC).	7	
II	The System Analyst Definition – Role of the Analyst – Analyst/User Interface	8	Chalk & Talk, Spot test, Exercise, Assignment, PPT, Video material.
	Analyst in the MIS Organization – The Bases for Planning in Systems Analysis – Initial Investigation.	7	
III	Information Gathering Introduction –Information Gathering Tools – The Tools of Structured Analysis	8	Chalk & Talk, Exercise, PPT, video material
	System Performance Definition – Feasibility Study – Data Analysis – Cost/Benefit Analysis.	7	
IV	The Process of Design –Design Methodologies – Major Development Activities – Audit considerations	8	Chalk & Talk, Exercise, Assignment, video material, Group Discussion
	Input/Output and Forms Design – File Organization and Data Base Design.	7	
V	System Testing – The Test Plan –Quality Assurance – Role of the Data Processing Auditor – Post Implementation Review	8	Quiz, Chalk & Talk, Exercise , Spot test, Assignment, Seminar
	Software Maintenance – The Computer Industry –The Software Industry – Hardware/Software Selection – Financial considerations in selection.	7	

Course Designer
Mrs.G.Amudha

DEPARTMENT OF INFORMATION TECHNOLOGY				I M.Sc. Information Technology				
Sem.	Category	Course Code	Course Title	Credits	Contact Hours/Week	CIA	SE	Total
I	Core Lab	22OPIT11P	C++ and Data Structure Lab	2	5	40	60	100

Nature of the Course

Knowledge Oriented and Skill

Employability Oriented

Entrepreneurship oriented

Course Objectives

1. Impart the knowledge Default arguments and constructor.
2. Learn the organized structures of inheritance type and operator overloading.
3. Design a string manipulation and virtual function.
4. To learn the organized structures of Stack, Queues, Linked list and Tree.
5. To design algorithms for Sorting with efficacy.

Unit	Content	Hours	K Level	CLO
I	1. Write a program in C++ to implement the default arguments. 2. Write a program in C++ to implement the Friend Function. 3. Write a Program in C++ to find the Square value of given two integer in Inline Function. 4. Write a Program in C++ to implement the Copy Constructor.	15	Up to K4	CLO1
II	5. Write a Program in C++ to implement the Single inheritance. 6. Write a Program in C++ to Create Multiple inheritance. 7. Write a Program in C++ to Create Multilevel Inheritance. 8. Write a Program in C++ to implement the Hybrid Inheritance.	15	Up to K4	CLO2
III	9. Write a Program in C++ to implement the operator overloading.	15	Up to K4	CLO3

	<p>10. Write a Program in C++ to perform the basic operation of string manipulation.</p> <p>11. Write a program in C++ to perform the basic operation using virtual function.</p> <p>12. Write a Program in C++ to implement the Formatting output using manipulators.</p>			
IV	<p>13. Write a program in C++ to implement Stack using Array.</p> <p>14. Write a program in C++ to implement Queue using Array.</p> <p>15. Write a program in C++ to perform the basic operations of Single Linked List.</p> <p>16. Write a program in C++ to implement Stack using Linked List.</p>	15	Up to K5	CLO4
V	<p>17. Write a program in C++ to implement Queue using Linked List.</p> <p>18. Write a program in C++ to perform the operations of Tree Traversal.</p> <p>19. Write a program in C++ to read N elements and arrange them in order using Insertion sort technique.</p> <p>20. Write a program in C++ to read N elements and arrange them in order using Selection sort technique.</p>	15	Up to K5	CLO5

Book for study

1. Balagurusamy. E. (2013). *Object Oriented Programming with C++*. McGraw Hill Education (India) Private Limited. New Delhi. Sixth Edition.
2. Mark Allen Weiss. (2007). *Data Structures and Algorithm Analysis in C++*. Fourth Edition. Pearson Publications.

Books for Reference

1. Alok Kumar Jagadev, Amiya Kumar Rath & Satchidananda Dehuri. *Object-Oriented Programming Using C++*. Prentice-Hall of India Private Limited. New Delhi. 2007.
2. Ashok N.Kamthane. (2006). *Object Oriented Programming with ANSI & Turbo C++*. Pearson Education.
3. John R.Hubbard.(2007). *Programming with C++* . Tata McGraw Hill Publishing Company Private Limited .New Delhi .Second Edition.
4. Seymour Lipschutz .*Data Structures with C*. Mc Grow Hill Publications.

5. Mark Allen Weiss. *Data Structures and Algorithm Analysis in C*. Second Edition. Pearson Publications.
6. Jean Paul Tremblay. (1991). *An Introduction to Data Structure with Application*. THM. 2nd Edition.

Web Resources

1. https://www.tutorialspoint.com/cplusplus/cpp_tutorial.pdf
2. <https://www.cplusplus.com/files/tutorial.pdf>
3. <http://www.lmpt.univ-tours.fr/~volkov/C++.pdf>
4. <http://freecodecamp.org>
5. <https://www.dzone.com>

Nature of the course

- Developing logic and structured program, organizing data in software development.

Activities to be given

- Implement Programming
- Mini Projects

Activities on Employability Oriented

- Software Development
- Data Analysis

Pedagogy

Record Book writing, Program development and Demonstration, Practical sessions.

Course Learning Outcomes (CLOs)

Upon successful completion of the Course, the students will be able to

No.	Course Outcome	Knowledge Level(According to Bloom's Taxonomy)
CLO 1	Understand the procedural and object oriented paradigm with concepts of class & objects, functions and constructors.	Up to K4
CLO 2	Identify the method to implement the various Inheritance types.	Up to K4
CLO 3	Describe the concept of operator overloading, polymorphism and virtual functions.	Up to K4
CLO 4	Gain knowledge of data structure like Stack and Queue which can be applied to solve problems.	Up to K5
CLO 5	Describe the non linear data structure like List, trees and sorting techniques.	Up to K5

K1- Remembering facts with specific answers

K2- Basic understanding of facts.

K3- Application oriented

K4- Analyzing, examining and making presentations with evidences

Mapping of Course Learning Outcomes (CLOs) with Programme Outcomes (POs)

CLOs / POs	PO1	PO2	PO3	PO4	PO5	PO6
CLO 1	2	2	3	1	-	1
CLO 2	2	2	2	1	1	2
CLO 3	3	3	2	2	1	1
CLO 4	2	3	2	3	-	-
CLO 5	2	2	3	3	-	-

1-Basic Level**2- Intermediate Level****3- Advanced Level****LESSON PLAN**

Unit	Course Content	Hrs.	Mode of Teaching
I	1. Write a program in C++ to implement the default arguments. 2. Write a program in C++ to implement the Friend Function. 3. Write a Program in C++ to Find the Square value of given two integer in Inline Function. 4. Write a Program in C++ to implement the Copy Constructor.	15	Demo & Practical Session
II	5. Write a Program in C++ to implement the Single inheritance. 6. Write a Program in C++ to Create Multiple inheritance. 7. Write a Program in C++ to Create Multilevel Inheritance. 8. Write a Program in C++ to implement the Hybrid Inheritance.	15	Demo & Practical Session
III	9. Write a Program in C++ to implement the operator overloading. 10. Write a Program in C++ to perform the basic operation of string manipulation. 11. Write a program in C++ to perform the basic operation using virtual function.	15	Demo & Practical Session

	12. Write a Program in C++ to implement the Formatting output using manipulators.		
IV	13. Write a program in C++ to implement Stack using Array. 14. Write a program in C++ to implement Queue using Array. 15. Write a program in C++ to perform the basic operations of Single Linked List. 16. Write a program in C++ to implement Stack using Linked List.	15	Demo & Practical Session
V	17. Write a program in C++ to implement Queue using Linked List. 18. Write a program in C++ to perform the operations of Tree Traversal. 19. Write a program in C++ to read N elements and arrange them in order using Insertion sort technique. 20. Write a program in C++ to read N elements and arrange them in order using Selection sort technique.	15	Demo & Practical Session

Course Designer
Mrs.R.Lakshmi

DEPARTMENT OF INFORMATION TECHNOLOGY				I M.Sc. Information Technology				
Sem.	Category	Course Code	Course Title	Credits	Contact Hours/Week	CIA	SE	Total
I	Core Lab	22OPIT12P	PHP Programming Lab	2	5	40	60	100

Nature of the Course

Knowledge Oriented and Skill

Employability Oriented

Entrepreneurship oriented

Course Objectives

1. Develop program using control statement
2. Perform operation based on arrays and functions
3. Develop programs by applying various object oriented concepts
4. Use form controls with validation to collect user's input.
5. Perform database operations in PHP.

Unit	Content	Hrs.	K-Level	CLO
I	<p>1. Write a simple PHP program using expressions and operators</p> <p>2. Write a PHP program to demonstrate the use of Decision making control structures using If statement, If-else statement and Switch statement.</p> <p>3. Write a PHP program to demonstrate the use of Looping structures using- While statement, Do-while statement, For statement and For each statement</p> <p>4. Write a PHP program to display a digital clock which displays the current time of the server.</p>	15	K4	1
II	<p>5. Write a PHP program for creating and manipulating- Indexed array, Associative array, and Multidimensional array.</p> <p>6. Write a PHP program to Calculate length of string.</p> <p>7. Write a simple PHP program to demonstrate use of various built-instring functions.</p> <p>8. Write a simple PHP program to demonstrate use of simple functionand parameterized function.</p>	15	K4	2
III	<p>9. Write a PHP Form Handling using GET Form and POST Form</p> <p>10. Write a PHP program for File Handling</p> <p>11. Write a PHP program to Inherit members of super class in subclass.</p>	15	K4	3

	12. Design a web page using following form controls: a. Text box b. Radio button, c. Check box, d. Buttons			
IV	13. Design a web page using following form controls: a. List box, b. Combo box, c. Hidden field box 14. Develop web page with data validation. 15. Write simple PHP program to – a. Set cookies and read it b. Demonstrate session management 16. Write a PHP program for sending and receiving plain text message (e-mail).	15	K5	4
V	17. Develop a simple application to enter data into database 18. Develop a simple application to retrieve and present data from database. 19. Develop a simple application to Update table data from database 20. Develop a simple application to Delete table data from database.	15	K5	5

Books for Study

Robin Nixon . (May 2018). *Learning PHP, MySQL & JavaScript: With jQuery, CSS & HTML5 (Learning Php, Mysql, Javascript, Css & Html5)* .O'Reilly Media, Inc. 4th Edition.

Books for Reference

1. Dave W Mercer, Allan Kent, Steven D Nowicki, David Mercer, Dan Squier & Wankyu Choi. (2009). “ *Beginning PHP*”. Wiley Publishing Inc.
2. Ivan Bayross. (2022). “*HTML, DHTML, JavaScript, Pearl & CGI*”. Fourth Revised Edition. BPB Publication.
3. Rasmus Lerdorf , Kevin Tatore & Shroff .(2007). “*Programming PHP*”. Shroff Publishers & Distributors Pvt. Ltd.
4. Lynn Beighley, Michael Morrison. (2009). “*Head First PHP & MySQL*”. O’Reilly Media Inc. First Edition.
5. Robin Nixon. (2014). “*Learning PHP, MySQL & JavaScript: A Step-by-Step Guide to Creating Dynamic Websites*”. O’Reilly Media Inc. 6th Edition.

Web Resources

1. <https://www.guru99.com/what-is-php-program.html>
2. <https://www.tutorialspoint.com/php/>
3. <https://tutorialehtml.com/en/php-tutorial-introduction/>
4. <https://books.goalkicker.com/PHPBook/>
5. <https://codecourse.com/watch/php-basics>

Nature of the course

- Developing logic and structured program, organizing data in software development.

Activities to be given

- Implement Programming
- Mini Projects
- Web page Designing
- Software development

Pedagogy

Record Book Writing, Projector Demonstration and Practical sessions.

COURSE LEARNING OUTCOMES

On the completion of the course, the students will be able to

CLOs	COURSE LEARNING OUTCOMES	K – Level
CLO 1	Write PHP scripts using control statements.	Up to K4
CLO 2	Create PHP programs that perform operation on arrays and use various PHP library functions.	Up to K4
CLO 3	Develop PHP programs by applying various object oriented concepts.	Up to K4
CLO 4	Analyze and solve common web application tasks use form controls with validation.	Up to K5
CLO 5	Analyze and solve various database tasks using the PHP.	Up to K5

K1- Remembering and recalling facts with specific answers.

K2- Basic understanding of facts and stating main ideas with general answers.

K3- Application oriented- Solving Problems, Justifying the statement and deriving Inferences.

K4- Examining, analyzing, presentation and make inferences with evidences.

K5- Evaluating, making judgments based on criteria.

Mapping of Course Learning Outcomes (CLOs) with Programme Outcomes (POs)

CLOs / POs	PO1	PO2	PO3	PO4	PO5	PO6
CLO 1	2	2	3	1	-	1
CLO 2	2	2	2	1	1	2
CLO 3	3	3	2	2	1	1
CLO 4	2	3	2	3	-	-
CLO 5	2	2	3	3	-	-

1-Basic Level**2- Intermediate Level****3- Advanced Level****LESSON PLAN**

Unit	Course Content	Hrs	Mode of Teaching
I	1. Write a simple PHP program using expressions and operators 2. Write a PHP program to demonstrate the use of Decision making control structures using If statement, If-else statement and Switch statement. 3. Write a PHP program to demonstrate the use of Looping structures using- While statement, Do-while statement, For statement and For each statement 4. Write a PHP program to display a digital clock which displays the current time of the server.	15	Demo & Practical Session
II	5. Write a PHP program for creating and manipulating- Indexed array, Associative array and Multidimensional array. 6. Write a PHP program to Calculate length of string. 7. Write a simple PHP program to demonstrate use of various built-in string functions. 8. Write a simple PHP program to demonstrate use of simple function and parameterized function.	15	Demo & Practical Session
III	9. Write a PHP Form Handling using GET Form and POST Form 10. Write a PHP program for File Handling 11. Write a PHP program to Inherit members of super class in subclass. 12. Design a web page using following form controls: a. Text box b. Radio button, c. Check box, d. Buttons	15	Demo & Practical Session

IV	<p>13.Design a web page using following form controls: a. List box, b. Combo box, c. Hidden field box</p> <p>14. Develop web page with data validation.</p> <p>15. Write simple PHP program to – a. Set cookies and read it b. Demonstrate session management</p> <p>16. Write a PHP program for sending and receiving plain text message (e-mail).</p>	15	Demo & Practical Session
V	<p>17. Develop a simple application to enter data into database</p> <p>18. Develop a simple application to retrieve and present data from database.</p> <p>19. Develop a simple application to Update table data from database</p> <p>20. Develop a simple application to Delete table data from database.</p>	15	Demo & Practical Session

Course Designer
Mrs.S.Sumathi

DEPARTMENT OF INFORMATION TECHNOLOGY				I M.Sc. Information Technology				
Sem.	Category	Course Code	Course Title	Credits	Contact Hours/Week	CIA	SE	Total
I	IDC	22OPITID1	Photo Designing	2	2	25	75	100

Nature of the Course

Knowledge Oriented and Skill



Employability Oriented



Entrepreneurship oriented



Course Objectives

1. Identify the major regions of the Photoshop workspace.
2. Explain the function of each: Menu bar and context menus, Options bar, Toolbox, palettes, and document window(s).
3. Demonstrate knowledge of design principles, elements, and image composition.
4. Explore Photoshop Help, and use it to find out more about the tools in the Toolbox shapes and adjust layers.
5. To transform Images with Filters.

Unit	Course Content	Hrs.	K-Level	CLO
I	Getting into Photoshop: Introduction - Best in Photoshop 7.0 - Photoshop Interface-Saving the File-Importing Existing File.	6	Up to K4	CLO1
II	Editing and Retouching: Working with Selections-Getting started with the Selection tool-Selection with Rectangle Marquee Tool-Selection with Elliptical Marquee Tool-Moving a Selection-Moving with Keyboard Shortcut-Selection with the Magic Wand-Selection with Lasso Tool-Adding and Subtraction Selection-Selection with the Magnetic Lasso-Transforming a Selection-Combining Selection Tools- Cropping the Completed Image-Quick Mask tool to make Selection-Enabling the Quick Mask Mode- Adjusting Quick Mask Setting-Patch Tool-Paint Tools-Image Color Adjustments	6	Up to K4	CLO2
III	Making Artistic use of Photoshop: Painting Tools-Working with Brushes-Drawing-Eraser Tool-Brushes Palette-Pen Tool-Selecting an Image with Pen Tool-Editing and Cleaning Tools-	6	Up to K4	CLO3

	Clone Stamp Tool- Healing Brush-Image Resizing.			
IV	Building Original Art work: Layers-Creating A Layer -Layer Mask-Transform-Custom shapes -Create Your own Custom shapes.	6	Up to K5	CLO4
V	Transforming Images with Filters: Filters-Text Tool-Text Wrap-Try it.	6	Up to K5	CLO5

Book for Study

Jenitha. J, Diana. A (2012). “*Adobe Photoshop 7.0 - A Novice Guide*”. ACCA Publication.

Chapters:

- Unit I: 6
- Unit II: 7, 8
- Unit III: 9
- Unit IV: 10
- Unit V: 12, 13

Books for Reference

1. Deke McClelland, Laurie Ulrich Fuller & Robert C. Fuller. (2005) *Photoshop CS2 Bible*. Photoshop®CS2 Bible. Professional Edition.
2. Kogent Learning Solutions Inc. (2013). *Photoshop CS6 in Simple Steps*. Dreamtech Press.
3. Tay Vaughan .(1999).Multimedia:Making it work.Fourth Edition. Tata McGraw. Hill Edition.
4. Walterworth join A. (1991). Multinedia Technologies and Applications. Ellis Horwood Ltd.London.
5. John F Koegel Buford. Multimedia Systems. addition Wesley. First Indian Report.

Web Resources

1. <https://freepdf-books.com/photoshop-cs3-restoration-and-retouching-bible/>
2. <https://freepdf-books.com/photoshop-cs5-the-missing-manual/>
3. <https://www.computer-pdf.com/graphics/772-tutorial-photoshop-cc-2018-essential-skills.html>
4. <https://www.computer-pdf.com/graphics/235-tutorial-introduction-to-digital-imaging-using- photoshop.html>

E-Books

1. <http://hogback.atmos.colostate.edu/rr/old/tidbits/pdf/pShopGuide.pdf>

2 <https://www.adobe.com/au/print/tips/phslecib/pdfs/pslecib.pdf>

3. <https://www.sjsu.edu/ajeep/docs/Photoshop%20Module%20v7c-PC%20for%20WEB2.pdf>

Pedagogy

Chalk and talk, Materials, PPT, Assignment, Seminar, Problem solving, Group discussion, Interaction and Demonstration.

Course Learning Outcomes

Number	Course outcome	Knowledge Level
CLO1	Understand the Principles of Photoshop.	Up to K4
CLO2	Describe the concept of Editing and Retouching	Up to K4
CLO3	Analyze the Painting Tools, Brushes, Drawing-Eraser Tool and Pen Tool.	Up to K4
CLO4	Implement the concept of create layer and r own Custom shapes.	Up to K5
CLO5	Applying the text tool and wrap text.	Up to K5

K1- Remembering and recalling facts with specific answers.

K2- Basic understanding of facts and stating main ideas with general answers.

K3- Application oriented- Solving Problems, Justifying the statement and deriving Inferences.

K4- Examining, analyzing, presentation and make inferences with evidences.

K5- Evaluating, making judgments based on criteria.

Mapping of Course Learning Outcomes (CLOs) with Programme Outcomes (POs)

CLOs / POs	PO1	PO2	PO3	PO4	PO5	PO6
CLO 1	2	2	2	2	2	1
CLO 2	2	2	3	2	3	2
CLO 3	2	2	3	2	3	2
CLO 4	2	2	3	2	3	3
CLO 5	2	2	3	2	2	2

1-Basic Level

2- Intermediate Level

3- Advanced Level

LESSON PLAN

Unit	Course Content	Hours	Mode of Teaching
I	Getting into Photoshop: Introduction - Best in Photoshop 7.0 - Photoshop Interface Saving the File-Importing Existing File.	6	Lecture, GD

II	Editing and Retouching: Working with Selections-Getting started with the Selection tool-Selection with Rectangle Marquee Tool-Selection with Elliptical Marquee Tool-Moving a Selection-Moving with Keyboard Shortcut-Selection with the Magic Wand-Selection with Lasso Tool-Adding and Subtraction Selection-Selection with the Magnetic Lasso-Transforming a Selection-Combining Selection Tools-Cropping the Completed Image-Quick Mask tool to make Selection-Enabling the Quick Mask Mode- Adjusting Quick Mask Setting-Patch Tool-Paint Tools-Image Color Adjustments	6	Lecture
III	Making Artistic use of Photoshop: Painting Tools-Working with Brushes-Drawing-Eraser Tool-Brushes Palette-Pen Tool-Selecting an Image with Pen Tool-Editing and Cleaning Tools-Clone Stamp Tool- Healing Brush-Image Resizing.	6	Lecture, PPT
IV	Building Original Art work: Layers-Creating A Layer -Layer Mask-Transform-Custom shapes -Create Your own Custom shapes.	6	Lecture, PPT
V	Transforming Images with Filters: Filters-Text Tool-Text Wrap-Try it.	6	Lecture, GD, Assignment

Course Designer
Mrs.R.Lakshmi

DEPARTMENT OF INFORMATION TECHNOLOGY				I M.Sc. Information Technology				
Sem.	Category	Course Code	Course Title	Credits	Contact Hours/Week	CIA	SE	Total
II	Core	22OPIT21	Operating System Concepts	4	5	25	75	100

Nature of the Course

Knowledge Oriented and Skill

Employability Oriented

Entrepreneurship oriented

Course Objectives

1. To give an overview of the many types of computing environments.
2. To introduce CPU scheduling and basis of multi programmed operating system.
3. To develop a description of deadlocks, which prevent sets of concurrent processes from completing their tasks.
4. To have an understanding of the main memory and secondary memory Management techniques.
5. To discuss file system design tradeoffs, including access methods, file sharing, file locking, and directory structures.

Unit	Course Content	Hours	K Level	CLO
I	Introduction: What is an Operating System – Mainframe Systems – Desktop Systems – Multiprocessor Systems – Distributed Systems – Real Time Systems.	15	Up to K4	CLO1
II	Process Management: Process Concept – Process Scheduling – Operations on Processes – Cooperating Processes – Inter process Communication - Scheduling Algorithms - Threads: Overview – Multithreading models.	15	Up to K4	CLO2
III	Deadlocks: System model – Deadlock Characterization – Methods for handling Deadlocks – Deadlock Prevention – Deadlock Avoidance – Deadlock Detection – Recovery from Deadlock.	15	Up to K4	CLO3
IV	Memory Management: Background – Swapping – Contiguous Memory Allocation – Paging Segmentation - Segmentation with Paging. Virtual	15	Up to K5	CLO4

	Memory: Background – Demand Paging – Process Creation – Page Replacement.			
V	File-System Interface: File Concept – Access Methods – Directory structure – File-System Mounting – File Sharing – Protection.	15	Up to K5	CLO5

Book for Study

Silberschatz, Galvin & Gagne. *Operating System Concepts*. John Wiley & Sons. Inc. 6th Edition.

Chapters:

Unit I	-	Chapter 1
Unit II	-	Chapter 4, 5
Unit III	-	Chapter 8
Unit IV	-	Chapter 9, 10
Unit V	-	Chapter 11

Books for Reference

1. Charles Crowley. (2009). *Operating system. A Design Oriented Approach*. McGraw-Hill Education.
2. Deital.H.M. (2003). *Operating System*. Pearson Education. 11th Edition.
3. Milon MilenKovic. (1997). *Operating Systems Concepts And Design*. Tata Mc Graw-Hill. New Delhi. 2nd Edition.
4. Pramod Chandra. P.Bhatt. (2007). *An Introduction to Operating Systems*. PHI.
5. William Stallings. (2008). *Operating Systems Internals and Design Principles*. PHI.

Web Resources

1. https://www.crectirypati.com/sites/default/files/lectur_notes/OpertingSystemsLectureNotes.pdf
2. <http://www2.cs.uic.edu/~jbell/CourseNotes/OperatingSystems>
3. <http://www.smartzworld.com/notes/linux-programming-pdf-lp-pdf-notes/>

E-Books

1. http://www.cs.put.poznan.pl/akobusinska/downloads/Operating_Systems_Concepts.pdf
2. <http://web.cse.ohio-state.edu/~soundarajan.1/courses/3430/silberschatz8thedition.pdf>
3. http://edclap.com/pluginfile.php/13305/mod_resource/content/1/OS%20Book%20Galvin.pdf

Pedagogy

Chalk and talk Materials, PPT, Assignment, Seminar, Problem solving, Group discussion, Interaction and Demonstration.

Rationale for Nature of the course

- Help accomplish include managing inputs from users, sending output to the output devices, management of storage spaces and control of peripheral devices.

Activities to be given

- Case Studies
- Quiz
- Seminar

Course Learning Outcomes(CLOs):

Upon successful completion of the Course, the students will be able to

No.	Course Outcomes	Knowledge Level(According to Bloom's Taxonomy)
CO 1	Identify the role of Operating System. To understand the design of control unit.	Up to K4
CO 2	Understanding CPU Scheduling, Synchronization	Up to K4
CO 3	Identify Deadlock Handling and Solve Deadlock Detection Problems.	Up to K4
CO 4	Describe the role of paging, segmentation and virtual memory in operating systems.	Up to K5
CO 5	Illustrate the file system interface	Up to K5

K1- Remembering and recalling facts with specific answers.

K2- Basic understanding of facts and stating main ideas with general answers.

K3- Application oriented- Solving Problems, Justifying the statement and deriving Inferences.

K4- Examining, analyzing, presentation and make inferences with evidences.

K5- Evaluating, making judgments based on criteria.

Mapping of Course Learning Outcomes (CLOs) with Programme Outcomes (POs)

	PO1	PO2	PO3	PO4	PO5	PO6
CLO 1	3	1	1	1	-	1
CLO 2	3	2	-	-	1	2
CLO 3	3	1	3	-	1	1
CLO 4	3	2	2	2	1	-
CLO 5	3	1	1	-	2	1

1-Basic Level

2- Intermediate Level

3- Advanced Level

LESSON PLAN:

Unit	Course Content	Hours	Mode of Teaching
I	Introduction: What is an Operating System – Mainframe Systems .	8	Chalk & Talk, PPT
	Desktop Systems – Multiprocessor Systems – Distributed Systems – Real Time Systems.	7	
II	Process Management: Process Concept – Process Scheduling – Operations on Processes – Cooperating Processes.	8	Chalk & Talk, Spot test, Exercise, Assignment, PPT, Video material.
	Inter process Communication - Scheduling Algorithms - Threads: Overview – Multithreading models.	7	
III	Deadlocks: System model – Deadlock Characterization – Methods for handling.	8	Chalk & Talk, Exercise, PPT, video material
	Deadlocks – Deadlock Prevention – Deadlock Avoidance – Deadlock Detection – Recovery from Deadlock.	7	
IV	Memory Management: Background – Swapping – Contiguous Memory Allocation – Paging Segmentation - Segmentation with Paging.	8	Chalk & Talk, Exercise, Assignment, video material, Group Discussion
	Virtual Memory: Background – Demand Paging – Process Creation – Page Replacement.	7	
V	File-System Interface: File Concept – Access Methods – Directory structure.	8	Quiz, Chalk & Talk, Exercise , Spot test, Assignment, Seminar
	File-System Mounting – File Sharing – Protection.	7	

Course Designer
Mrs.G.Amudha

DEPARTMENT OF INFORMATION TECHNOLOGY				I M.Sc. Information Technology				
Sem.	Category	Course Code	Course Title	Credits	Contact Hours/Week	CIA	SE	Total
II	Core	22OPIT22	Digital Image Processing	4	4	25	75	100

Nature of the Course

Knowledge Oriented and Skill

Employability Oriented

Entrepreneurship oriented

Course Objectives

1. Identify the image fundamentals and mathematical transforms necessary for image processing
2. Learn the functionalities of spatial and frequency filters for image enhancement.
3. To identify the requirements of various image segmentation methods and object recognition models for various real-time applications.
4. Get broad exposure to and understanding of color image processing models.
5. To analyze the functionalities of Morphological Image processing method.

Unit	Content	Hours	K Level	CLO
I	Digital Image Processing: Origins of Digital Image Processing, Steps in Digital Image Processing, Digital Image Fundamentals: Elements of Visual Perception, Light and the Electromagnetic Spectrum, Image Sensing and Acquisition, Image Sampling and Quantization, Basic Relationships between Pixels, Mathematical Tools used in Digital Image Processing..	15	Up to K4	CLO1
II	Image Transformation & Filters: Basic Intensity Transformation Functions, Histogram Processing, Fundamentals of Spatial Filtering, Smoothing Spatial Filter, Sharpening Spatial Filters, Combining Spatial Enhancement methods, Fuzzy techniques for Intensity Transformation and Spatial Filtering. Filtering in the Frequency Domain:, Sampling and the	15	Up to K4	CLO2

	Fourier Transforms of Sampled Functions, The Properties of the 2-D DFT, Filtering in the Frequency Domain, Image Smoothing and using Frequency Domain Filters, Selective Filtering..			
III	Image Restoration, Reconstruction and Image Segmentation: Image Degradation/Restoration process, Noise Models, Restoration in the presence of Noise only-Spatial Filtering, estimating the Degradation Functions, Inverse Filtering, Wiener Square Error Filtering, Constrained Least Square Filtering, Geometric Mean Filter, Image Reconstruction from Projections. Image Segmentation: Point, Line and Edge Detection, Thresholding, Region-Based Segmentation, Use of Motion in Segmentation	15	Up to K4	CLO3
IV	Color Image Processing: Color Fundamentals, Color Models, Pseudo color Image Processing, Full Color Image Processing, Color Transformation, Smoothing and Sharpening, Image Segmentation Based on Color, Noise in Color Images. Wavelets and Multi resolution Processing: Multi resolution Expansion, Wavelet Transforms in One Dimension, The Fast Wavelet Transforms, Wavelet Transforms in Two Dimensions, Wavelet Packets. Image Compression: Fundamentals, Basic Compression Methods, Digital Image Watermarking	15	Up to K5	CLO4
V	Morphological Image Processing: Erosion and Dilation, Opening and Closing, The Hit-Or-Miss Transformation, Basic Morphological Algorithms, Gray-Scale Morphology. Object Recognition: Patterns and Pattern Classes, Recognition Based on Decision-Theoretic Methods, Structural Methods.	15	Up to K5	CLO5

Book for Study

Rafael C. Gonzalez, Richard E. Woods. (2008). *“Digital Image Processing”*. 3rd Edition, Pearson Education.

Chapters:

Unit I	:	chapter 1 and 2
Unit II	:	chapter 3 and 4(4.1, 4.3, 4.7, 4.8, 4.10)
Unit III	:	chapter 5(5.1, 5.2, 5.3, 5.7 to 5.11) and 10 (10.2, 10.3, 10.4, 10.6)
Unit IV	:	chapter 6 and 7
Unit V	:	chapter 9 and 12

Books for Reference:

1. Chanda B, Dutta Majumdar.D. (2007). *Digital Image Processing and Applications*. Prentice Hall of India. New Delhi.Second Edition.
2. Jain A.K. (2004). *Fundamentals of Digital Image Processing*. Pearson education References, New Delhi.Second Edition.
3. Millman Sonka, Vaclav Hlavac, Roger Boyle & Broos Colic. (2002). *Image Processing Analysis and Machine Vision* . Thompson Learning, USA. Low Price Edition.
4. Rafael C Gonzalez, Richard E Woods. (2003). *Digital Image Processing*. Pearson Education . New Delhi . Second Edition.
5. William K Pratt. (2002).*Digital Image Processing*.John Willey & Sons Inc. New Delhi.Third Edition.

Web Resources

1. https://en.wikipedia.org/wiki/Digital_image_processing
2. <https://www.sciencedirect.com/topics/engineering/image-processing>
3. <https://www.intechopen.com/chapters/71817>

E-Books

1. http://sdeuoc.ac.in/sites/default/files/sde_videos/Digital%20Image%20Processing%203rd%20ed.%20-%20R.%20Gonzalez%2C%20R.%20Woods-ilovepdf-compressed.pdf
2. https://content.kopykitab.com/ebooks/2016/03/6189/sample/sample_6189.pdf
3. <https://preetikale.files.wordpress.com/2018/07/fundamentals-of-digital-image-processing-ak-jain.pdf>

Pedagogy

Power point Presentations, Seminar, Quiz, Assignment, video material and Brain storming.

Activities to be given

- Group Discussion
- Quiz
- Seminar

Course Outcomes

Upon successful completion of the Course, the students will be able to

No.	Course Outcomes	Knowledge Level(According to Bloom's Taxonomy)
CLO 1	Understand the basic concepts of digital image fundamentals.	Up to K4
CLO 2	Describe concepts of Image Transformation & Filters.	Up to K4
CLO 3	Identify various design alternatives in image restoration and Segmentation techniques.	Up to K4
CLO 4	Implement the principles of Color Image Processing.	Up to K5
CLO 5	Illustrate the Morphological Image Processing Techniques.	Up to K5

K1- Remembering and recalling facts with specific answers.

K2- Basic understanding of facts and stating main ideas with general answers.

K3- Application oriented- Solving Problems, Justifying the statement and deriving Inferences.

K4- Examining, analyzing, presentation and make inferences with evidences.

K5- Evaluating, making judgments based on criteria.

Mapping of Course Learning Outcomes (CLOs) with Programme Outcomes (POs)

	PO1	PO2	PO3	PO4	PO5	PO6
CLO 1	3	1	1	1	-	1
CLO 2	3	2	-	-	1	2
CLO 3	3	1	3	-	1	1
CLO 4	3	2	2	2	1	-
CLO 5	3	1	1	-	2	1

1-Basic Level

2- Intermediate Level

3- Advanced Level

LESSON PLAN:

Unit	Course Contents	Hours	Mode of Teaching
I	Digital Image Processing: Origins of Digital Image Processing, Steps in Digital Image Processing, Digital Image Fundamentals: Elements of Visual Perception, Light and the Electromagnetic Spectrum	8	Chalk & Talk, PPT

	Image Sensing and Acquisition, Image Sampling and Quantization, Basic Relationships between Pixels, Mathematical Tools used in Digital Image Processing..	7	
II	Image Transformation & Filters: Basic Intensity Transformation Functions, Histogram Processing, Fundamentals of Spatial Filtering, Smoothing Spatial Filter, Sharpening Spatial Filters, Combining Spatial Enhancement methods.	5	Chalk & Talk, Spot test, Exercise, Assignment, PPT, Video material.
	Fuzzy techniques for Intensity Transformation and Spatial Filtering. Filtering in the Frequency Domain:, Sampling and the Fourier Transforms of Sampled Functions.	5	
	Properties of the 2-D DFT, Filtering in the Frequency Domain, Image Smoothing and using Frequency Domain Filters, Selective Filtering..	5	
III	Image Restoration, Reconstruction and Image Segmentation: Image Degradation/Restoration process, Noise Models, Restoration in the presence of Noise only-Spatial Filtering, Estimating the Degradation Functions, Inverse Filtering, Wiener Square Error Filtering, Constrained Least Square Filtering, Geometric Mean Filter, Image Reconstruction from Projections. Image Segmentation: Point, Line and Edge Detection, Thresholding, Region-Based Segmentation, Use of Motion in Segmentation	15	Chalk & Talk, Exercise, PPT, video material

IV	Color Image Processing: Color Fundamentals, Color Models, Pseudo color Image Processing, Full Color Image Processing, Color Transformation, Smoothing and Sharpening, Image Segmentation Based on Color, Noise in Color Images.	5	Chalk & Talk, Exercise, Assignment, video material, Group Discussion
	Wavelets and Multi resolution Processing: Multi resolution Expansion, Wavelet Transforms in One Dimension, The Fast Wavelet Transforms, Wavelet Transforms in Two Dimensions, Wavelet Packets.	5	
	Image Compression: Fundamentals, Basic Compression Methods, Digital Image Watermarking	5	
V	Morphological Image Processing: Erosion and Dilation, Opening and Closing, The Hit-Or-Miss Transformation, Basic Morphological Algorithms, Gray-Scale Morphology.	8	Quiz, Chalk & Talk, Exercise , Spot test, Assignment, Seminar
	Object Recognition: Patterns and Pattern Classes, Recognition Based on Decision-Theoretic Methods, Structural Methods.	7	

Course Designer
Mrs.R.Lakshmi

DEPARTMENT OF INFORMATION TECHNOLOGY				I M.Sc. Information Technology				
Sem.	Category	Course Code	Course Title	Credits	Contact Hours/Week	CIA	SE	Total
II	Core	22OPIT23	Data Communication and Networking	4	4	25	75	100

Nature of the Course

Knowledge Oriented and Skill



Employability Oriented



Entrepreneurship oriented



Course Objectives

1. To understand the general principles of data communication.
2. To familiarize the transmission media, flow control and error detection and correction.
3. To acquire the knowledge of the basic protocols involved in wired and wireless communication process.
4. To gain core knowledge of network layer routing protocols and IP addressing.
5. To motivate the need for network security practices in organizational units.

Unit	Course Content	Hours	K Level	CLO
I	Introduction: Data Communication -Networks - Network Types - Internet History - Standards and Administration. Network Models: Protocol Layering - TCP/IP Protocol Suite - The OSI Model. Physical Layer: Data Signals - Periodic Analog Signals - Digital Signals - Transmission Impairment - Data Rate Limits - Performance.	15	Up to K4	CLO1
II	Multiplexing - Spread Spectrum. Switching: Introduction - Circuit - Switched Networks - Packet Switching - Structure of a Switch. Data - Link Layer: Introduction - Link Layer Addressing. Error Detection & Correction: Introduction - Block Coding.	15	Up to K4	CLO2

III	Wired LANs: Ethernet: Ethernet Protocol - Standard Ethernet - Wireless LANs: Introduction - Bluetooth. Network Layer: Introduction to Network Layer: Network - Layer Services - Packet Switching - Network - Layer Performance - IPV4 Addresses - Forwarding of IP Packets.	15	Up to K4	CLO3
IV	Network - Layer Protocol: Internet Protocol (IP) - ICMPv4. Next Generation IP: IPv6 Addressing. Introduction to Transport Layer: Introduction - Transport Layer Protocols. Transport Layer Protocols: Introduction - User Datagram Protocol - Transmission Control Protocol.	15	Up to K5	CLO4
V	Cryptography and Network Security: Introduction – Confidentiality – Other Aspects of Security. Internet Security: Network Layer Security – Transport Layer Security – Application Layer Security – Firewalls.	15	Up to K5	CLO5

Book for Study

Behrouz A.Forouzan. (2013). *Data Communications and Networking*. Tata McGraw Hill Education (India) Private Limited. 5th Edition.

Chapters

UNIT – I 1: 1.1- 1.5, 2: 2.1- 2.3, 3: 3.1- 3.6.

UNIT – II 6: 6.1, 6.2 , 8: 8.1- 8.4, 9: 9.1, 9.2., 10: 10.1, 10.2.

UNIT – III 13: 13.1, 13.2, 15: 15.1, 15.3, 18: 18.1- 18.5.

UNIT – IV 19: 19.1, 19.2, 22.1, 23: 23.1, 23.2, 24: 24.1- 24.3

UNIT – V 31: 31.1- 31.3. 32: 32.1- 33.4.

Books for Reference

1.Brijendra Singh. (2009). *Data communications and Computer Networks*. PHI Learning Private Limited. New Delhi. 2nd Edition.

2. Barry Dumas.M, Morris Schwartz. (2006). *Principles of Computer Networks and Communications*. Pearson Education. New Delhi. 4th Edition.

3. Fred Halsall, (2003). *Data Communications, Computer Networks and Open System*. Pearson Education.New Delhi. 4th Edition.

4. Tanenbaum.A.S. (2011). *Computer Networks*. Pearson Education. Inc. New Delhi. 5th Edition.

5. William Stallings(2004).*Data and Computer Communications*. Pearson Education. New Delhi. 7th Edition.

Web Resources

1. <http://www.geeksforgeeks.org>
2. <http://www.en.m.wikipedia.org>
3. <http://www.tutorialspoint.com>

Nature of the course

- To allow multiple processes to send and receive the data over the network without interfering with other processes.

Activities to be given

- Creating Models
- Quiz
- Seminar

Pedagogy

Chalk and talk Materials, PPT, Assignment, Seminar, Group discussion, Interaction and Projectors.

Course Learning Outcomes(CLOs)

Upon successful completion of the Course, the students will be able to

No.	Course Outcomes	Knowledge Level(According to Bloom's Taxonomy)
CLO1	Describe the functions of each layer in OSI and TCP/IP model.	Up to K4
CLO 2	Differentiate various Switching techniques and Apply the concept of different Error Detection and Correction methods.	Up to K4
CLO3	Discuss the design principles of wired and wireless communication media.	Up to K4
CLO 4	Understand the various Transport layer protocols and also differentiate IPV4 and IPV6 Protocols.	Up to K5
CLO5	Discuss and Explain current network authentication applications, network security and their vulnerabilities that are exploited by intentional and unintentional attacks.	Up to K5

K1- Remembering and recalling facts with specific answers.

K2- Basic understanding of facts and stating main ideas with general answers.

K3- Application oriented- Solving Problems, Justifying the statement and deriving Inferences.

K4- Examining, analyzing, presentation and make inferences with evidences.

K5- Evaluating, making judgments based on criteria.

Mapping of CO with PO

	PO1	PO2	PO3	PO4	PO5	PO6
CLO 1	2	2	1	3	2	1
CLO2	3	2	2	2	1	1
CLO 3	1	2	3	1	2	2
CLO 4	2	2	2	-	1	-
CLO 5	2	3	2	2	-	-
Total	10	12	10	8	6	4

1-Basic Level

2- Intermediate Level

3- Advanced Level

LESSON PLAN:

Unit	Course Content	Hrs.	Mode of Teaching
I	Introduction: Data Communication -Networks - Network Types - Internet History - Standards and Administration.	5	Chalk & Talk, PPT
	Network Models: Protocol Layering - TCP/IP Protocol Suite - The OSI Model.	5	
	Physical Layer: Data Signals - Periodic Analog Signals - Digital Signals - Transmission Impairment - Data Rate Limits – Performance.	5	
II	Multiplexing - Spread Spectrum. Switching: Introduction - Circuit - Switched Networks - Packet Switching - Structure of a Switch.	5	Chalk & Talk, Spot test, Exercise, Assignment, PPT, Video material.
	Data - Link Layer: Introduction - Link Layer Addressing.	5	
	Error Detection & Correction: Introduction - Block Coding.	5	
III	Wired LANs: Ethernet: Ethernet Protocol - Standard Ethernet Wireless LANs: Introduction – Bluetooth.	5	Chalk & Talk, Exercise, PPT, video material
		5	
	Network Layer: Introduction to Network Layer: Network - Layer Services - Packet Switching - Network - Layer Performance - IPV4 Addresses - Forwarding of IP Packets.	5	
IV	Network - Layer Protocol: Internet Protocol (IP) - ICMPv4. Next Generation IP: IPv6 Addressing.	5	Chalk & Talk, Exercise, Assignment, video material, Group Discussion
	Introduction to Transport Layer: Introduction - Transport Layer Protocols.	5	
	Transport Layer: Introduction - Transport - Layer Protocols. Transport - Layer Protocols: Introduction - User Datagram Protocol - Transmission Control Protocol.	5	
V	Cryptography and Network Security: Introduction – Confidentiality – Other Aspects of Security.	8	Quiz, Chalk & Talk, Exercise , Spot test, Assignment, Seminar
	Internet Security: Network Layer Security – Transport Layer Security – Application Layer Security – Firewalls.	7	

Course Designer
Mrs.R.Raja Sangeetha

DEPARTMENT OF INFORMATION TECHNOLOGY				I M.Sc. Information Technology				
Sem.	Category	Course Code	Course Title	Credits	Contact Hours/Week	CIA	SE	Total
II	DSEC-II	22OPITDSE2A	Android Programming	4	5	25	75	100

Nature of the Course

Knowledge Oriented and Skill

Employability Oriented

Entrepreneurship oriented

Course Objectives

1. To understand the basics of activities and multiple layouts.
2. To understand the usage of menus in designing widgets.
3. To explore the App architecture with fragments.
4. To acquire knowledge in handling database, files and notifications.
5. To impart graphics and animation process.

Unit	Course Content	Hrs	K-Level	CLO
I	Activities and Layout: Introduction-Declaring an Activity- Starting a new activity with an intent object-Switching between activities-Passing data to another activity-Returning a result from an activity-Saving an activity's state-Storing persistent activity data- Understanding the activity life cycle. Layouts: Introduction – Defining and inflating a layout- Using Relative layout- Using linear layout- Creating tables- Table Layout and Grid Layout-Recycler View replaces List View – Changing layout properties during runtime.	15	K4	1
II	Views, Widgets and Styles: Introduction- Inserting a widget into a layout-Using Graphics to show button state-Creating a widget at runtime-Creating a custom component-Appling a style to a view-Turning a style into a theme-Selecting a theme based on the Android version. Menus and Action Mode: Introduction-Creating an options menu-Modifying menus and menu items during runtime-Enabling Contextual Action Mode for a view-Creating a pop-up menu.	15	K4	2
III	Fragments and System UI: Introduction-Creating and Using a Fragment-Adding and Removing Fragments during runtime-Passing data between Fragments. Home Screen Widgets, Search and the	15	K4	3

	System UI: Introduction- Creating a shortcut on the Home Screen- Creating a Home Screen widget- Adding Search to the Action Bar- Showing your App full-screen			
IV	Data Storage: Introduction-Storing simple data-Read and Write a text file to internal storage-Read and Write a text file to external storage-Including resource files in your project-Creating and Using an SQLite database-Accessing data in the background using a Loader-Accessing external storage with scoped directories in Android N. Alerts and Notifications: Displaying a message box with AlertDialog- Displaying a progress dialog-Making a Flashlight with a Heads-up Notification.	15	K5	4
V	Graphics and Animation: Using the Touchscreen and Sensors: Listening for click and long-press events- Pinch-to-zoom with multi-touch gestures- Reading sensor data-using Android Sensor Framework events- Reading device orientation. Graphics and Animation: Introduction-Scaling down large images to avoid Out of Memory exceptions-A transition animation-defining scenes and applying a transition- Creating a Compass using sensor data and RotateAnimation- Creating a slideshow with ViewPager-Creating a Card Flip Animation with Fragments-Creating a ZoomAnimation with a Custom Transition-Displaying Animated image (GIF/WebP) with the new ImageDecoder library- Creating a Circle image with the new ImageDecoder.	15	K5	5

Book for Study

Rick Boyer Cookbook. (2018). *“Android 9 Development”*. Packet Publishing Ltd. 3rd Edition.

Chapters:

Unit I : Chapter 1, 2

Unit II : Chapter 3, 4

Unit III : Chapter 5, 6

Unit IV : Chapter 7, 8

Unit V : Chapter 9, 10

Books for Reference

1. John Horton .(2015).*“Android Programming for Beginners”*. Packt Publishing. 1st Edition.
2. B.M.Harwani. (2013). *“Android Programming Unleashed”*. Pearson Education.
3. Bill Phillips, Chris Stewart. *Android Programming*. O’Reilly Media Publishers.Third Edition.

Web Resources

1. <https://www.tutorialspoint.com/android/index.htm>
2. <https://www.w3adda.com/android-tutorial>
3. <https://www.w3points.com/android-tutorial/>
4. <https://sites.google.com/site/cse4707/file-cabinet>

Nature of the course

- Build native interfaces, open source, expressive and flexible UI and native performance.

Activities to be given

- Practice to write Application coding
- Group Discussion
- Seminar

Pedagogy

Chalk and talk, Materials, PPT, Assignment, Seminar, Problem solving, Group discussion, Interaction and Demonstration.

COURSE LEARNING OUTCOMES

On the completion of the course, the students will be able to

CLOs	COURSE LEARNING OUTCOMES	K –Level
CLO 1	Develop various Android applications related to layouts and pass information between multiple activities.	Up to K4
CLO 2	Describe how to design simple GUI applications, use built-in widgets and components.	Up to K4
CLO 3	Discuss the usage of fragments in android platform. Design and develop user interfaces for the Android platform.	Up to K4
CLO 4	Design Android applications which make use of internal storage.	Up to K5
CLO 5	Rate the importance of animation techniques and graphics with simple graphical objects on a display screen.	Up to K5

K1- Remembering and recalling facts with specific answers.

K2- Basic understanding of facts and stating main ideas with general answers.

K3- Application oriented- Solving Problems, Justifying the statement and deriving Inferences.

K4- Examining, analyzing, presentation and make inferences with evidences.

K5- Evaluating, making judgments based on criteria.

Mapping of Course Learning Outcomes (CLOs) with Programme Outcomes (POs)

CLOs / POs	PO1	PO2	PO3	PO4	PO5	PO6
CLO 1	2	2	1	1	1	2
CLO 2	2	2	1	2	1	2
CLO 3	2	2	1	2	1	2
CLO 4	2	2	2	2	3	2
CLO 5	2	2	3	3	3	2

1-Basic Level

2- Intermediate Level

3- Advanced Level

LESSON PLAN

Unit	Course Content	Hours	Mode
I	Activities and Layout: Introduction-Declaring an Activity- Starting a new activity with an intent object-Switching between activities-Passing data to another activity-Returning a result from an activity-Saving an activity's state-Storing persistent activity data-Understanding the activity life cycle.	8	Lecture, PPT Lecture, PPT
	Layouts: Introduction –Defining and inflating a layout- Using Relative layout- Using linear layout- Creating tables- Table Layout and Grid Layout-Recycler View replaces List View – Changing layout properties during runtime.	7	
II	Views, Widgets and Styles: Introduction- Inserting a widget into a layout-Using Graphics to show button state-Creating a widget at runtime-Creating a custom component-Appling a style to a view-Turning a style into a theme-Selecting a theme based on the Android version.	8	Lecture, PPT Lecture
	Menus and Action Mode: Introduction-Creating an options menu-Modifying menus and menu items during runtime-Enabling Contextual Action Mode for a view-Creating a pop-up menu.	7	
III	Fragments and System UI: Introduction-Creating and Using a Fragment-Adding and Removing Fragments during runtime-Passing data between Fragments.	8	Lecture Lecture, PPT
	Home Screen Widgets, Search and the System UI: Introduction- Creating a shortcut on the Home Screen-Creating a Home Screen widget- Adding Search to the Action Bar-Showing your App full-screen	7	
IV	Data Storage: Introduction-Storing simple data-Read and Write a text file to internal storage-Read and Write a text file to external storage-Including resource files in your project-Creating and Using an SQLite database-Accessing data in the background using a Loader-Accessing external storage with scoped directories in Android N.	8	Lecture Lecture, Seminar Lecture, PPT

	Alerts and Notifications: Displaying a message box with AlertDialog- Displaying a progress dialog-Making a Flashlight with a Heads-up Notification.	7	
V	Graphics and Animation: Using the Touchscreen and Sensors: Listening for click and long-press events- Pinch-to-zoom with multi-touch gestures- Reading sensor data-using Android Sensor Framework events- Reading device orientation.	8	Lecture, GD Lecture,PPT Lecture,PPT, Assignment
	Graphics and Animation: Introduction-Scaling down large images to avoid Out of Memory exceptions-A transition animation-defining scenes and applying a transition- Creating a Compass using sensor data and RotateAnimation- Creating a slideshow with ViewPager-Creating a Card Flip Animation with Fragments-Creating a ZoomAnimation with a Custom Transition-Displaying Animated image (GIF/WebP) with the new ImageDecoder library- Creating a Circle image with the new ImageDecoder.	7	

Course Designer
Mrs.R.Boomadevi

Course Objectives

DEPARTMENT OF INFORMATION TECHNOLOGY				I M.Sc. Information Technology				
Sem.	Category	Course Code	Course Title	Credits	Contact Hours/Week	CIA	SE	Total
II	DSEC - II	22OPITDSE2B	Theory of Computation	4	5	25	75	100

Nature of the Course

Knowledge Oriented and Skill



Employability Oriented



Entrepreneurship oriented



1. To give an overview of the theoretical foundations of deterministic finite automata and non-deterministic finite automata.
2. To apply transformation between multiple representations of finite automata.
3. To illustrate Context Free Grammar, Relationship between Derivation and Derivation Tree.
4. To familiarize the various Properties of Context Free Languages.
5. To explain Turing Machines to solve problems in computing.

Unit	Course Content	Hours	K Level	CLO
I	Finite Automata : Introduction – Finite State Machine – Acceptance of Strings and Languages – Deterministic Finite Automata – Examples: 2.1 to 2.10 – Non Deterministic Finite Automata – Significance of Non Deterministic Finite Automaton – NFA with ϵ -Transitions – Conversions and Equivalence – NFA to DFA Conversion – Examples: 2.39 & 2.40 – Conversion of NFA with ϵ to DFA – Examples: 2.47 to 2.50 – Minimization of FSM – Equivalence between Two FSM's.	15	Up to K4	CLO1
II	Regular Expressions : Introduction – Regular Set – Regular Expressions – Finite Automata and Regular Expressions – Examples: 3.21 to 3.27 – Direct Method for conversion of regular expression to Finite Automata – Conversion of Finite Automata to Regular Expressions – Arden's Method for converting DFA to Regular Expression – Examples: 3.34 to 3.38 – Identity Rules –	15	Up to K4	CLO2

	Applications of Regular Expression – Closure Properties of Regular Languages.			
III	Context Free Grammar : Introduction – Regular Grammar – Equivalence between Regular Grammar and FA – Context Free Grammar – Derivation and languages – Examples: 4.8 to 4.16 – Derivation Trees – Relationship between Derivation and Derivation Tree – Ambiguity – Simplification of CFG.	15	Up to K4	CLO3
IV	Properties of Context Free Languages: Introduction – Normal Forms – Chomsky’s Normal Form (CNF) – Greibach Normal Form (GNF) – Applications of Context free Grammar – Properties of Context Free Languages.	15	Up to K5	CLO4
V	Turing Machines : Introduction – Model of Turing machine – Definition of Turing machine – Programming Techniques for Turing Machines – Computable Language and Functions – Examples: 7.1 to 7.8 – Two way infinite Tape – Examples: 7.16 & 7.17 – Chomsky’s Hierarchy – Power of Turing Machine – Comparison of FM, PDA and TM.	15	Up to K5	CLO5

Book for Study

Puntambekar A.A. (2009). *Theory of Computation*. Technical Publication. Pune. First Edition.

- UNIT I – Chapter 2 (2.1 - 2.11)
- UNIT II – Chapter 3
- UNIT III – Chapter 4
- UNIT IV – Chapter 5
- UNIT V – Chapter 7 (7.1 - 7.9)

Books for Reference

1. Dexter C. Kozen. (2006). *Theory of Computation*. Springer Publication. New York. First Edition.
2. John Hopcroft.E., Rajeev Motwani, Jeffrey D.Ullman. (2014). *Introduction to Automata Theory Languages and Computation*. Pearson Education. New Delhi. Third Edition.
3. John Martin. (2003). *Introduction to Languages and the Theory of Computation*,

McGraw-Hill Publication. Boston. First Edition.

4. Michael Sipser. (2002). *Introduction to the Theory of Computation*. PWS Publishing Company. Boston. Third Edition.
5. Wayne Goddard. (2008). *Introducing the Theory of Computation*. Jones & Bartlett India Pvt. Ltd., New Delhi.

Web Resources

1. <http://www.a-zshiksha.com/forum/viewtopic.php?f=133&t=61529>
2. <https://srecwarangal.ac.in/cse/cse-downloads/Theory-of-Computation.pdf>
3. <https://courses.engr.illinois.edu/cs373/fa2013/Lectures>

E-Books

1. https://www.mog.dog/files/SP2019/Sipser_Introduction.to.the.Theory.of.Computation.3E.pdf
2. <https://citeseerx.ist.psu.edu/viewdoc/download?doi=10.1.1.465.3774&rep=rep1&type=pdf>
3. <https://www.cs.utexas.edu/~ear/cs341/automatabook/AutomataTheoryBook.pdf>

Pedagogy

Power point Presentations, Seminar, Quiz, Assignment, video material and Brainstorming.

Activities to be given

- Group Discussion
- Quiz
- Seminar

Course Learning Outcomes (CLOs)

Upon successful completion of the Course, the students will be able to

No.	Course Outcomes	Knowledge Level(According to Bloom's Taxonomy)
CLO 1	To use basic concepts of formal languages of finite automata Techniques.	Up to K4
CLO 2	Understand and construct finite state machines and the equivalent regular expressions.	Up to K4
CLO 3	To Construct context free grammar for various languages.	Up to K4
CLO 4	Synthesizes Context Free Grammar with specific properties.	Up to K5
CLO 5	Construct model of Turing machine and the comparison of Finite Machine with Turing Machine.	Up to K5

K1- Remembering and recalling facts with specific answers.

K2- Basic understanding of facts and stating main ideas with general answers.

K3- Application oriented- Solving Problems, Justifying the statement and deriving Inferences.

K4- Examining, analyzing, presentation and make inferences with evidences.

K5- Evaluating, making judgments based on criteria.

Mapping of Course Learning Outcomes (CLOs) with Programme Outcomes (POs)

	PO1	PO2	PO3	PO4	PO5	PO6
CLO 1	2	2	3	2	-	-
CLO 2	3	3	3	1	2	1
CLO 3	2	2	2	2	1	2
CLO 4	2	2	1	2	2	1
CLO 5	2	2	1	2	1	-

1-Basic Level**2- Intermediate Level****3- Advanced Level****LESSON PLAN:**

Unit	Course Content	Hrs	Mode of Teaching
I	Finite Automata : Introduction – Finite State Machine – Acceptance of Strings and Languages – Deterministic Finite Automata –Examples: 2.1 to 2.10 – Non Deterministic Finite Automata – Significance of Non Deterministic Finite Automaton .	8	Chalk & Talk, PPT
	NFA with ϵ -Transitions – Conversions and Equivalence – NFA to DFA Conversion – Examples: 2.39 & 2.40 – Conversion of NFA with ϵ to DFA – Examples: 2.47 to 2.50 – Minimization of FSM.	7	
II	Regular Expressions : Introduction – Regular Set – Regular Expressions – Finite Automata and Regular Expressions – Examples: 3.21 to 3.27 – Direct Method for conversion of regular expression to Finite Automata – Conversion of Finite Automata to Regular Expressions.	8	Chalk & Talk, Spot test, Exercise, Assignment, PPT, Video material.
	Arden's Method for converting DFA to Regular Expression – Examples: 3.34 to 3.38 – Identity Rules – Applications of Regular Expression – Closure Properties of Regular Languages.	7	
III	Context Free Grammar : Introduction – Regular Grammar – Equivalence between Regular Grammar and FA – Context Free Grammar .	8	Chalk & Talk, Exercise, PPT, video material

	Derivation and languages – Examples: 4.8 to 4.16 – Derivation Trees – Relationship between Derivation and Derivation Tree – Ambiguity – Simplification of CFG.	7	
IV	Properties of Context Free Languages: Introduction – Normal Forms – Chomsky’s Normal Form (CNF) – Greibach Normal Form (GNF).	8	Chalk & Talk, Exercise, Assignment, video material, Group Discussion
	Applications of Context free Grammar – Properties of Context Free Languages.	7	
V	Turing Machines : Introduction – Model of Turing machine – Definition of Turing machine – Programming Techniques for Turing Machines .	8	Quiz, Chalk & Talk, Exercise , Spot test, Assignment, Seminar
	Computable Language and Functions – Examples: 7.1 to 7.8 – Two way infinite Tape – Examples: 7.16 & 7.17 – Chomsky’s Hierarchy – Power of Turing Machine – Comparison of FM, PDA and TM.	7	

Course Designer
Mrs.S.Sumathi

DEPARTMENT OF INFORMATION TECHNOLOGY				I M.Sc. Information Technology				
Sem.	Category	Course Code	Course Title	Credits	Contact Hours/Week	CIA	SE	Total
II	Core Lab	22OPIT21P	Linux Programming Lab	2	5	40	60	100

Nature of the Course

Knowledge Oriented and Skill Employability Oriented Entrepreneurship oriented

Course Objectives

1. To learn the fundamental concepts of Linux Operating System and its File System.
2. To gain an understanding of important aspects related to the Shell and the process.
3. Demonstrate Linux commands for file handling and process control.
4. To create the directory, change and remove the directory.
5. To demonstrate the basic knowledge of Linux commands and file handling utilities by using Linux shell environment.

Unit	Course Content	Hrs.	K-Level	CLO
I	1. Write a Basic linux commands. 2. Write a shell program for employee payroll using function 3. Write a Linux Program to Various File and Directory Handling Commands. a)file permission b)display file type 4 Write a shell program for using loops for factorial of a given number 5. Write a shell program for Fibonacci series.	15	K4	1
II	6. Write a shell program for Armstrong number 7. Write a shell program for Prime number 8. Write a shell program for Multiplication table 9. Write a shell program for Access file using switch case	15	K4	2
III	10. Write a shell program for Bubble sort 11. Write a shell program for Access file using switch case 12. Write a shell program for Display the list of patterns 13. Write a shell program for Generate the combinations of 1,2,3	15	K4	3

IV	<p>14. Write a shell programs using expansions for sum of five digit number</p> <p>15. Write a shell programs using substitutions palindrome</p> <p>16. Write a shell program for Programs using i/o system call in Linux file manipulation- open, read, write.</p>	15	K5	4
V	<p>17.Sceduling algorithms first come first serve</p> <p>18.Priority scheduling algorithm</p> <p>19.Implementation of producer consumer algorithm using semaphore</p> <p>20.Memory management scheme- Paging</p>	15	K5	5

Books for Study

Michael Kerrisk. (2008). *The Linux Programming Interface: A Linux and LINUX System Programming Handbook*. BS Publications. 1st Edition.

Books for Reference

- 1.Richard Petersen. (2008). “*Linux: The Complete Reference*”. McGraw-Hill. Sixth Edition.
- 2.William E. Shotts, Jr. (2013) .“*The Linux Command Line: A Complete Introduction*”, No Starch Press. Second Edition.
3. Sumitabha Das. 2006. "*Linux Concept and Application*" . Tata McGraw-Hill.Fourth Edition.
4. Syed mansoor sarwar Robert M.Koretsky. (2005). "*Linux*".Taylor & Francis group 3rd Edition .
5. Richard Stevens.W, Stephen A.Rago . (2013)."*Advanced programming in the Linux*".Addison-Wesley Professional .3rd Edition .

Web Resources

1. http://aryacollegeludhiana.in/E_BOOK/computer/Linux.pdf
- 2.<https://books.google.co.in/books?id=uhgNDgAAQBAJ&pg=PA406&lpg=PA406&dq=linux:+the+textbook#v=onepage&q=linux%3A%20the%20textbook&f=false>
- 3.https://books.google.co.in/books?id=kCTMFpEcIOwC&pg=PA115&source=gbs_selected_pages&cad=2#v=onepage&q&f=false
- 4.<https://doc.lagout.org/operating%20system%20/linux/Linux%20The%20Complete%20Reference.pdf>
- 5.<https://wiki.lib.sun.ac.za/images/c/ca/TLCL-13.07.pdf>

E-Book

1. <https://doc.lagout.org/operating%20system%20/linux/Linux%20-%20The%20Complete%20Reference.pdf>
2. <https://wiki.lib.sun.ac.za/images/c/ca/TLCL-13.07.pdf>
3. <http://index-of.es/OS/Venkateswarlu%20N.Introducing%20Linux.Installation%20and%20Programming.BSP.%5BENG,601p.,2008%5D.pdf>

Pedagogy

Record Book Writing, Projector Demonstration and Practical sessions.

Nature of the course

- Developing logic and structured program, organizing data in software development.

Activities to be given

- Implement Programming

Activities on Employability Oriented

- Software Development
- Data Analysis

LESSON PLAN

Unit	Course Content	Hrs.	Mode of Teaching
I	1. Write a Basic linux commands. 2. Write a shell program for employee payroll using function 3. Write a Linux Program to Various File and Directory Handling Commands. a)file permission b)display file type 4 Write a shell program for using loops for factorial of a given number 5. Write a shell program for Fibonacci series.	15	Demo & Practical Session
II	6. Write a shell program for Armstrong number 7. Write a shell program for Prime number 8. Write a shell program for Multiplication table 9. Write a shell program for Access file using switch case	15	Demo & Practical Session

III	10. Write a shell program for Bubble sort 11. Write a shell program for Access file using switch case 12. Write a shell program for Display the list of patterns 13. Write a shell program for Generate the combinations of 1,2,3	15	Demo & Practical Session
IV	14. Write a shell programs using expansions for sum of five digit number 15. Write a shell programs using substitutions palindrome 16. Write a shell program for Programs using i/o system call in Linux file manipulation- open, read, write.	15	Demo & Practical Session
V	17. Scheduling algorithms first come first serve 18. Priority scheduling algorithm 19. Implementation of producer consumer algorithm using semaphore 20. Memory management scheme- Paging	15	Demo & Practical Session

COURSE LEARNING OUTCOMES

On the completion of the course, the students will be able to

CLOs	Course Outcome	K – Level
CLO 1	Understanding the basic set of commands and utilities in Linux/LINUX systems.	Up to K4
CLO 2	To learn the important Linux/LINUX library functions and system calls	Up to K4
CLO 3	Develop LINUX programs Using Function and AWK.	Up to K4
CLO 4	Analyze Various File and Directory Handling Commands in LINUX Programming.	Up to K5
CLO 5	Analyze System Variables Path, Home.	Up to K5

K1- Remembering and recalling facts with specific answers.

K2- Basic understanding of facts and stating main ideas with general answers.

K3- Application oriented- Solving Problems, Justifying the statement and deriving Inferences.

K4- Examining, analyzing, presentation and make inferences with evidences.

K5- Evaluating, making judgments based on criteria.

Mapping of Course Learning Outcomes (CLOs) with Programme Outcomes (POs)

CLOs / POs	PO1	PO2	PO3	PO4	PO5	PO6
CLO 1	2	2	3	1	-	1
CLO 2	2	2	2	1	1	2
CLO 3	3	3	2	2	1	1
CLO 4	2	3	2	3	-	-
CLO 5	2	2	3	3	-	-

1-Basic Level

2- Intermediate Level

3- Advanced Level

Course Designer
Mrs.G.Amudha

DEPARTMENT OF INFORMATION TECHNOLOGY				I M.Sc. Information Technology				
Sem.	Category	Course Code	Course Title	Credits	Contact Hours/Week	CIA	SE	Total
II	Core Lab	22OPIT22P	Digital Image Processing Lab	2	5	40	60	100

Nature of the Course

Knowledge Oriented and Skill



Employability Oriented



Entrepreneurship oriented



Course Objectives

1. To develop program for extract image attributes and image negation.
2. To cover the fundamentals of digital image processing.
3. To perform image enhancement techniques.
4. Use image processing operations that process digital images and mapping technique.
5. To develop image Chain Coding procedure.

Unit	Content	Hrs.	K-Level	CLO
I	1. Write a MATLAB program to extract different Attributes of an Image. 2. Write a MATLAB program for Image Negation.	15	K4	1
II	3. Write a MATLAB program for Power Law Transformation. 4. Write a MATLAB program for Histogram Mapping and Equalization	15	K4	2
III	5. Design a MATLAB program for Image Smoothing and Sharpening. 6. Design a MATLAB program for Edge Detection using Sobel, Prewitt and Roberts Operators.	15	K4	3
IV	7. Design a MATLAB program for Morphological Operations on Binary Images. 8. Design a MATLAB program for Pseudo Coloring	15	K5	4
V	9. Develop a MATLAB program for Chain Coding. 10. Develop a MATLAB program for DCT/IDCT Computation.	15	K5	5

Books for Study

Gonzales and Woods. (2002). "Digital Image Processing". Pearson Education. India. Third Edition.

Books for Reference

1. Ze-Nian Li and Mark S. Drew.(2011). "*Fundamentals of Multimedia*". PHI.
2. Rafael C. Gonzalez, Richard E. Woods, Steven L. Eddins".(2009).*Digital Image Processing Using MATLAB*". Gatesmark Publishing. Second Edition.
3. Murat Tekalp.(2010). "*Digital Video Processing*". Pearson.
4. John W. Woods. (2012). "*Multidimensional Signal, Image and Video Processing*". Academic Press .
5. Anil K.Jain. (1989). "*Fundamentals of Image Processing*". Prentice Hall of India. First Edition.

Web Resources

1. <https://www.tutorialspoint.com/dip/index.htm>
2. https://en.wikipedia.org/wiki/Digital_image_processing
3. https://www.cs.umd.edu/class/fall2016/cmsc426/matlab/matlab_imageprocessing.pdf
4. <https://kanchiuniv.ac.in/coursematerials/Digital%20image%20processing%20-Vijaya%20Raghavan.pdf>
5. <https://blogs.mathworks.com/steve/2011/09/27/digital-image-processing-using-matlab-reading-image-files>

E-Books

1. http://sdeuoc.ac.in/sites/default/files/sde_videos/Digital%20Image%20Processing%203rd%20ed.%20-%20R.%20Gonzalez%2C%20R.%20Woods-ilovepdf-compressed.pdf
2. http://imageprocessingplace.com/downloads_V3/dipum2e_downloads/dipum2e_sample_book_material_downloads/DIPUM2E_Chapter02_Pgs_13-50.pdf
3. <https://preetikale.files.wordpress.com/2018/07/fundamentals-of-digital-image-processing-ak-jain.pdf>
4. <https://preetikale.files.wordpress.com/2018/07/handbook-of-image-and-video-processing-al-bovik1.pdf>

Pedagogy

Record Book Writing, Projector Demonstration and Practical sessions.

Nature of the course

- Developing logic and structured program, organizing data in software development.

Activities to be given

- Implement Programming
- Mini Projects
- Web page Designing
- Software development

LESSON PLAN

Unit	Course Content	Hrs.	Mode of Teaching
I	1. Write a MATLAB program to extract different Attributes of an Image. 2. Write a MATLAB program for Image Negation.	15	Demo & Practical Session
II	3. Write a MATLAB program for Power Law Transformation. 4. Write a MATLAB program for Histogram Mapping and Equalization	15	Demo & Practical Session
III	5. Design a MATLAB program for Image Smoothing and Sharpening. 6. Design a MATLAB program for Edge Detection using Sobel, Prewitt and Roberts Operators.	15	Demo & Practical Session
IV	7. Design a MATLAB program for Morphological Operations on Binary Images. 8. Design a MATLAB program for Pseudo Coloring	15	Demo & Practical Session
V	9. Develop a MATLAB program for Chain Coding. 10. Develop a MATLAB program for DCT/IDCT Computation.	15	Demo & Practical Session

COURSE LEARNING OUTCOMES

On the completion of the course, the students will be able to

CLOs	COURSE LEARNING OUTCOMES	K – Level
CLO 1	Understand program for extract image attributes and image. negation.	Up to K4
CLO 2	Interpret and analyze graphical representation through image transforms.	Up to K4
CLO 3	Apply image and video processing for various image smoothing applications.	Up to K4
CLO 4	Design for Morphological Operation on binary image and pseudo coloring.	Up to K5
CLO 5	Develop various compression techniques on digital images.	Up to K5

- K1- Remembering and recalling facts with specific answers.
 K2- Basic understanding of facts and stating main ideas with general answers.
 K3- Application oriented- Solving Problems, Justifying the statement and deriving Inferences.
 K4- Examining, analyzing, presentation and make inferences with evidences.
 K5- Evaluating, making judgments based on criteria.

Mapping of Course Learning Outcomes (CLOs) with Programme Outcomes (POs)

CLOs / POs	PO1	PO2	PO3	PO4	PO5	PO6
CLO 1	2	2	3	1	-	1
CLO 2	2	2	2	1	1	2
CLO 3	3	3	2	2	1	1
CLO 4	2	3	2	3	-	-
CLO 5	2	2	3	3	-	-

1-Basic Level

2- Intermediate Level

3- Advanced Level

Course Designer
 Mrs.R.Lakshmi

EVALUATION (PRACTICAL)

Internal (Formative)	: 40 marks
External (Summative)	: 60 marks
Total	: 100 marks

Question Paper Pattern for Internal Practical Examination: 40 Marks

S.No	Components	Marks
1.	Major Question	20
2.	Minor Question	10
3.	Record Work	5
4.	Program Explanation / VIVA	5
	Total	40

Question Paper Pattern for External Practical Examination (Major) : 60 Marks

S.No	Components	Marks
1.	Major Question	30
2.	Minor Question	20
3.	Record Work	5
4.	Program Explanation / VIVA	5
	Total	60

In respect of external examinations passing minimum is **45%** for Post Graduate Courses and in total, aggregate of **50%**.

Latest amendments and revisions as per **UGC** and **TANSCH** norm is taken into consideration to suit the changing trends in the curriculum.

DEPARTMENT OF INFORMATION TECHNOLOGY				I M.Sc. Information Technology				
Sem.	Category	Course Code	Course Title	Credits	Contact Hours/ Week	CIA	SE	Total
II	IDC	22OPITID2	Technologies of Internet	2	2	25	75	100

Nature of the Course

Knowledge Oriented and Skill

Employability Oriented

Entrepreneurship oriented

Course Objectives

1. To impart the knowledge of basics of Internet.
2. Learning the various aspects of internet design and functionalities.
3. To learn the concept of sending and receiving the Email.
4. To familiarize the concept of Computer Security.
5. To provide the knowledge of computer Viruses, Bombs and Worms.

Unit	Course Content	Hrs	K-Level	CLO
I	Internet Network: Network Definition-Common terminologies – Node - Host- Workstation -Network Administrator - Network security - Network Components – Types of Networks - Addressing in Internet – DNS - Network topologies.	6	K4	CLO1
II	Browsers and Search Engines: Browsers – browser - Introduction – Parts of a browser window -Running a browser - working with a Browser. Search Engines: What is Search Engine? - Types of Search Engines.	6	K4	CLO2
III	E-mail: E-mail - E-mail Networks and Servers - E-mail Protocols - Structure of E-mail - Attachments – E-mail Clients - web based E-mail- Address book – Signature File.	6	K4	CLO3
IV	Computer Security: Types of Computer Crimes – Computer Security – Crime and Security – Computer Crime by Authorized Users – Computer Crime through Unauthorized access – Malicious Computer Programs.	6	K5	CLO4
V	Computer Viruses, Bombs, and Worms: What do Viruses do – Virus Prevention guidelines – Types of Viruses – Characteristics of Viruses – Categories of Viruses – Antivirus Software or Virus vaccines.	6	K5	CLO5

Books for Study

1. Ramesh Bangia .(2011). “*Internet Technology and Web design* “.Firewall Media. Third Edition. Lakshmi Publications Pvt. Ltd.
2. Alexis Leon, Mathews Leon. (2009). *Fundamentals of Information Technology*. Vikas Publishing House Pvt. Ltd. Second Edition.

Chapters

Text Book: 1

Unit I : Chapter 4: 4.1 - 4.5, 4.8 – 4.10, 4.14, 4.17, 4.18, 4.21

Unit II : Chapter 8: 8.13 & Chapter 5: 5.6

Unit III : Chapter 6: 6.1 – 6.5, 6.8, 6.10, 6.11

Text Book: 2

Unit IV : Chapter 30

Unit V : Chapter 32

Books for Reference

1. Douglas E. Comer.(2009) .*The Internet Book*. PHI Learning Pvt. ltd. New Delhi. Fourth Edition.
2. Young Kai Seng. (2000). “*Using the Internet the Easy Way*”. Minerva Publications. First Edition.

Web Resources

1. [https:// www.tutorialspoint.com](https://www.tutorialspoint.com)
2. <https://www.simlilearn.com>
3. <https://www.w3schools.com>
4. <https://www.top-windows-tutorials.com>

Pedagogy

Chalk and talk , Materials, PPT, Assignment , Seminar , Problem solving , Group discussion , Interaction and Demonstration.

Nature of the course

- Helps to get a chance to showcases their skills and capabilities in an interactive and advanced environment.

Activities to be given

- Creating and Accessing E-Mail
- Surfing on Web

Course Learning Outcomes

On the completion of the course, the students will be able to

CLOs	Course Learning Outcome	K- Levels
CLO 1	Describe the concept of Network Definition, Network Administrator, Network Security and Network Topologies	Up to K4
CLO 2	Discuss the concepts of Browsers and Search Engines	Up to K4
CLO 3	Describe on E-mail Networks and Servers, E-mail Protocols, Structure of E-mail, Attachments, E-mail Clients, web-based E-mail-Address book, Signature File	Up to K4
CLO 4	Elaborate the concept of Computer Security and Computer Crimes.	Up to K5
CLO 5	Discuss the concept of Computer Viruses, Bombs and Worms	Up to K5

K1- Remembering and recalling facts with specific answers.

K2- Basic understanding of facts and stating main ideas with general answers.

K3- Application oriented- Solving Problems, Justifying the statement and deriving Inferences.

K4- Examining, analyzing, presentation and make inferences with evidences.

K5- Evaluating, making judgments based on criteria.

Mapping of Course Learning Outcomes (CLOs) with Programme Outcomes (POs)

CLO / PO	PO1	PO2	PO3	PO4	PO5	PO6
CLO 1	2	-	-	-	1	1
CLO 2	2	-	-	-	1	1
CLO 3	2	2	1	2	1	2
CLO 4	2	-	-	2	3	2
CLO 5	2	-	-	3	3	2

1-Basic Level

2- Intermediate Level

3- Advanced Level

LESSON PLAN

Unit	Content	Hours	Mode
I	Internet: Internet Definition - Network Definition- Common terminologies – Node - Host- Workstation - Network Administrator .	3	Lecture, GD
	Network security - Network Components – Types of Networks - Addressing in Internet – DNS - Network topologies.	3	

II	Browsers and Search engines: Browsers – browser - Introduction – Parts of a browser	3	Lecture
	window -Running a browser - working with a Browser. Search Engines: What is Search Engine? - Types of Search Engines.	3	
III	E-mail: E-mail - E-mail Networks and Servers - E-mail Protocols - Structure of E-mail	3	Lecture, PPT
	Attachments – E-mail Clients - web based E-mail- Address book – Signature File.	3	
IV	Computer Security: Types of Computer Crimes – Computer Security – Crime and Security – Computer Crime by Authorized Users .	3	Lecture, PPT
	Computer Crime through Unauthorized access – Malicious Computer Programs.	3	
V	Computer Viruses, Bombs, and Worms: What do Viruses do? – Virus Prevention guidelines – Types of Viruses	3	Lecture, GD, Assignment
	Characteristics of Viruses – Categories of Viruses – Antivirus Software or Virus vaccines.	3	

Course Designer
Mrs.R.Raja Sangeetha