

E.M.G. YADAVA WOMEN'S COLLEGE, MADURAI – 625 014.
(An Autonomous Institution – Affiliated to Madurai Kamaraj University)
Re-accredited (**3rd Cycle**) with Grade **A+** & **CGPA 3.51** by NAAC

DEPARTMENT OF COMMERCE



CBCS with OBE

**MASTER OF COMMERCE
(Computer Applications)**

PROGRAMME CODE - OPD

COURSE STRUCTURE

(w.e.f. 2021 – 2022 Batch onwards)



E.M.G. YADAVA WOMEN'S COLLEGE, MADURAI – 625 014.

(An Autonomous Institution – Affiliated to Madurai Kamaraj University)

Re-accredited (3rd Cycle) with Grade A⁺ & CGPA 3.51 by NAAC





CRITERION - I

1.1.3 Details of courses offered by the institution that focus on employability / entrepreneurship / skill development during the year.

Syllabus copies with highlights of contents focusing on
Employability / Entrepreneurship / Skill Development



To be Noted:

HIGHLIGHTED COLORS	COURSES
	Employability
	Skill Development
	Entrepreneurship
	Skilled & Employability

E.M.G.YADAVA WOMEN'S COLLEGE, MADURAI-14
 (An Autonomous Institution – Affiliated to Madurai Kamaraj University)
 Re-accredited (3rd Cycle) with Grade A⁺ with CGPA 3.51 by NAAC
CBCS and OBE

DEPARTMENT OF COMMERCE - PG
 (w.e.f. 2021 - 2022 Onwards)

VISION

1. To empower the students with the knowledge and problem solving skills and make them to realize their potential and assure them to cope with the competitiveness globally.
2. To envision the Department of Commerce as an ICMA Centre with excellence and create more Chartered Accountants.

MISSION

1. To empower the students to become innovative entrepreneurs, to contribute to the success of business and betterment to the society.
2. To prepare students for higher education in Commerce, Management and Business studies.
3. To inculcate the use of information and communication technology in the Teaching Learning Process.
4. To establish internship with industry, business, professionals and government so as to enhance the experience and gain knowledge of the students.
5. To develop the students to become socially responsible and globally employable through our Course Structure.

Programme Educational Objectives (PEOs)

M.Com (CA)

S.No	On completion of the Programme, the student will be able to
PEO1	To become experts in Accounting Methodology and enhance Professionalism through innovative practices to be tactful to face unforeseen demand and change situational roles in industry and academics.
PEO2	Stimulate the student's capabilities towards innovation and creativity in problem solving skills in business modeling with societal impact.
PEO3	To adopt innovative opportunities, latest technologies and develop new businesses. Educate and to deal with the complex issues of the business community in particular and society at large.
PEO4	Communicate effectively by reading with insight, writing effective reports, speaking independently, listening to give effective response, and comprehending & designing in documentation.
PEO5	Uphold and improve the students technical and managerial competencies through career and professional learning Viz., Chartered Accountants(CA), Cost & Management Accountants (CMA), Company Secretary (CS) and advanced degree programmes in the field of Commerce.
PEO6	Possess skills on management, leadership and team building among the group, enhanced with social responsibility and ethical values for shaping them as professionals and entrepreneurs

Programme Outcomes (POs) with Graduate Attributes

Sl.No	Graduate Attributes	On completion of the Programme, the student will be able to
PO1	Knowledge Base	Empower the students through knowledge about the foundation of commerce. Inculcate the digital and technical advancements and reinforce them through the curriculum.
PO2	Problem Analysis & Investigation	Attain practical exposure which would train the students to face the modern challenges and become self reliant in the competitive society
PO3	Communication Skills & Design	Gain thorough soft skills, mindset, communication skills, tools, attributes and various other leadership skills augmented during the degree.
PO4	Individual and Team Work	Become strong and stable by shaping their young minds with ethics, team work and emotional intelligence through education and academic activities.
PO5	Professionalism, Ethics and equity	Become competent and accessible to variety of career opportunities in both the public and private sectors in national and international grounds.
PO6	Lifelong learning	Preparation of students in excelling and perusal of their higher education. Become proficient and equipped in encountering competitive examinations of national and international

Programme Specific Outcomes (PSOs) with Graduate Attributes

Sl.No	Graduate Attributes	On completion of the Programme, the student will be able to
PSO1	Knowledge Base	Knowledge about commerce, Accounting, Techniques of Business with marketing, Insurance, Banking Law and Practice and Latest Corporate Accounting Methods.
PSO2	Problem Analysis & Investigation	Students can become tax Consultants by knowing various issues on Taxation. Students will be able to interpret the financial position of a concern based on qualitative and quantitative accounting data of the business which helps in prediction and forecasting and enhances their management skills.
PSO3	Communication Skills & Design	Students learn the Decision Making skills through costing and Management Accounting Principles, creating Accounting software, computer educating and E-commerce principles.
PSO4	Individual and Team Work	To inculcate process of deriving an idea for creating of innovative products and putting forth the product into the market.
PSO5	Professionalism, Ethics and equity	To achieve the true impact of business through advertisement, salesmanship, auditing and entrepreneurial development.
PSO6	Lifelong learning	Face Competitive exams, learn CA, CS, ICWA, and become bank Tax consultant, bank employees, company secretary, teachers, professor, staff agent, government jobs and marketing managers.

Eligibility for Admission

Pass in B.Com., or any other UG program considered as equivalent to B.Com., as per Tamil Nadu Government orders.

Duration of the Course

The students shall undergo prescribed course of study for the period of two academic years under CBCS semester pattern with Outcome Based Education.

Medium of Instruction: English

System: Choice Based Credit System with Outcome Based Education.

Courses of Study with Credit Distribution

Category	No. of Courses	No. of Credits
Core	16	64
Elective	4	16
Non Major Elective	2	4
Project	1	6
Total	23	90

Nature of the Course

Courses are classified according to the following nature

1. Knowledge & Skill
2. Employability Oriented
3. Entrepreneurship Oriented

Outcome Based Education (OBE) & Assessment

Students understanding must be built on and assessed for wide range of learning activities, which includes different approaches and are classified along several bases, such as

1. Based on purpose:

- Formative (Internal tests, Assignment, Seminar, Quiz, Documentation, Case lets, ICT based Assignment, Mini Projects administered during the learning process)
- Summative (Evaluation of students learning at the end of instructional unit)

2. Based on Domain knowledge: (Post Graduate Up to K4 Levels)

- Assessment through K1, K2, K3 & K4

Evaluation

Continuous Internal Assessment Test :25marks

Summative Examination :75 marks

Total : 100marks**Continuous Internal Assessment (CIA):25Marks**

Components	Marks
Test (Average of three tests) (Conduct for 150marksandconvertedinto15marks)	15
Assignment	5
Seminar	5
Total	25

- ✓ Centralized system of Internal Assessment Tests
- ✓ There will be a three internal assessment tests
- ✓ Duration of Internal assessment test will be 1 ¼ hours for Test I and 2 1/2hours for Test II and III
- ✓ Students shall write retest on the genuine grounds if they are absent in either Test I or Test II and Test III I with the approval of HOD.

Question Paper Pattern for Continuous Internal Assessment Test I

Section	Marks
A – Multiple Choice Questions (4x1 mark)	4
B–Short Answer (3x2 marks)	6
C –Either Or type(2/4 x5marks)	10
D –Open Choice type(1/2 x10Marks)	10
Total	30

Question Paper Pattern for Continuous Internal Assessment Test II and Test III

Section	Marks
A – Multiple Choice Question (8x1Mark)	8
B–Short Answer (6 x 2 marks)	12
C –Either Or type(4/8 x5marks)	20
D –Open Choice type(2/4 x 10Marks)	20
Total	60

Question Paper Pattern for Summative Examination

Section	Marks
A– Multiple Choice Questions without choice(10x1 mark)	10
B– Short Answer Questions without choice (5x 2Marks)	10
C –Either Or type(5 X 5marks)	25
D–Open Choice type(3out of 5 X 10Marks)	30
Total	75

Question Paper pattern for Internal Practical Examination: 40 Marks and External Practical Examination: 60 Marks

Internal	
Components	Marks
Major Question	20
Minor Question	10
Record Work	5
Program Explanation/VIVA	5
Total	40

External	
Components	Marks
Major Question	30
Minor Question	20
Record Work	5
Program Explanation/VIVA	5
Total	60

- In respect of external examinations passing minimum is 45% for Post Graduate Courses and in total, aggregate of 50%.

Latest amendments and Revisions as per UGC and TANSICHE Norms is taken into consideration in curriculum preparation.

E.M.G.YADAVA WOMEN'S COLLEGE, MADURAI-14
 (An Autonomous Institution – Affiliated to Madurai Kamaraj University)
 Re-accredited (3rd Cycle) with Grade A⁺ with CGPA 3.51by NAAC
CBCS and OBE

DEPARTMENT OF COMMERCE – M.Com(CA)
 (w.e.f. 2021 - 2022 Onwards)

COURSE STRUCTURE – SEMESTER WISE

Sem	Category	Course Code	Course Title	Hrs Per week	Exam Duration	Maximum Marks			Credits
						Int	Ext	Total	
I	Core	21OPD11	Research Methodology	6	3	25	75	100	4
	Core	21OPD12	Marketing Management	5	3	25	75	100	4
	Core	21OPD13	Advanced Corporate Accounting	6	3	25	75	100	4
	Core		Elective-I	5	3	25	75	100	4
	Core	21OPD1P	Programming in C++ Lab	6	3	40	60	100	4
	NME	21OPDNM1	Internet and its Applications	2	3	25	75	100	2
II	Core	21OPD21	Advanced Business Statistics	6	3	25	75	100	4
	Core	21OPD22	Cost&Management Accounting	6	3	25	75	100	4
	Core	21OPD23	Human Resource Management	5	3	25	75	100	4
	Core		Elective -II	5	3	25	75	100	4
	Core	21OPD2P	Web Designing Lab	6	3	40	60	100	4
	NME	21OPDNM2	Desk Top Publishing	2	2	25	75	100	2
III	Core	21OPD31	Financial Management	6	3	25	75	100	4
	Core	21OPD32	Business Management	6	3	25	75	100	4
	Core	21OPD33	Direct Taxes	6	3	25	75	100	4
	Core		Elective-III	6	3	25	75	100	4
	Core	21OPD3P	Oracle Lab	6	3	40	60	100	4
IV	Core	21OPD41	Operations Research	6	3	25	75	100	4
	Core	21OPD42	Computerized Accounting and Office Automation	6	3	40	60	100	4
	Core	21OPD43	Indirect Taxes	6	3	25	75	100	4
	Core	21OPD44	Entrepreneurship Development	6	3	25	75	100	4
	Core		Elective-IV	6	3	25	75	100	4
	Core	21OPDPR4	Project	-	3	20	80	100	6
			Total	120					90

Electives:

Semester I:

Elective1:

1. Object Oriented Programming with C++- 21OPDE1A
2. Multimedia- 21OPDE1B

Semester II:

Elective2:

1. Web Designing- 21OPDE2A
2. Management Information System - 21OPDE2B

Semester III:

Elective3:

1. Database Management System- 21OPDE3A
2. Computer Network- 21OPDE3B

Semester IV:

Elective4:

1. Software Engineering-21OPDE4A
2. Software Project Management- 21OPDE4B

Department of Commerce					I M.Com(CA)			
Sem	Category	Course Code	Course Title	Credit	Contact Hours/Week	CIA	Ext	Total
I	Core	21OPD11	Research Methodology	4	6	25	75	100

Nature of Course		
Knowledge and Skill Oriented	Employability Oriented	Entrepreneurship oriented
✓		

Course Objective

1. To develop an understanding of the basic framework of Research Process.
2. To examine the various Research Designs and Sampling Techniques.
3. To classify the various sources of Data Collection.
4. To identify the appropriate testing of Hypothesis and Interpretation.
5. To teach students to write a Research Report.

Units	Course contents	Hours	K Level	CLO
I	Introduction to Research - Meaning – Objectives – Scope – Types of Research – Research Methods – Research Process – Criteria for good research – Qualities of a good Researcher - Identification of Research Problem – Selection of Research Problem – Review of Literature – Identification Gap in Literature	18	Up to K2	CLO1
II	Research Design – Meaning and importance – Concepts of research design - Types of Research Designs – Exploratory – Descriptive – Experimental – Sampling – Meaning – Significance of sampling – Steps in Sampling size – Types of sampling – Random and Non – Random sampling – Sampling error.	18	Up to K3	CLO2
III	Methods of Data Collection – Sources of data – Primary – Secondary – Methods of collecting Primary data – Observation Method – Interview Method –Personal Interview, Telephone interviewing, Mail Survey - Questionnaires Method – Schedule Method –Case Study Method- Pilot Study and Pre-Testing.	18	Up to K3	CLO3
IV	Processing of Data - Editing, Coding, Classification, Tabulation and Graphical representation of Data – Hypothesis – Types of Testing Hypothesis –Characteristics of a workable hypothesis – Interpretation and inference- Techniques-Precautions in Interpretation	18	Up to K3	CLO4
V	Report Writing – Steps in Writing Research Report – Types of report – Layout of Research report writing – Mechanism of writing Research Report – Precaution for writing a Research Report – Bibliography and Footnote (Using API style)	18	Up to K4	CLO5

Note: The Questions should be asked in the ratio of 100% Theory.

Books for study

1. Kothari C.R, Gaurav Garg, Research Methodology New Age Limited Publications, New Delhi, 2020.

Books for Reference

1. Panneerselvam.R, Research Methodology, PHI Learning Private Ltd, New Delhi, 2014.
2. Ravilochanan.P, Research Methodology, Margham Publications, 2017.
3. Saravanavel. P, Research Methodology, Margham Publishing, Chennai. 2018.
4. Ranjit Kumar, Research Methodology, SAGE Publications India Pvt. Ltd, New Delhi, 4th Edition, 2019.
5. Wilkinson and Bhandarkar, Methodology and Techniques of social Research, Himalaya Publishing House, Mumbai 2017.

Web Reference

1. http://www.sociology.kpi.ua/wp-content/uploads/2014/06/Ranjit_Kumar-Research_Methodology_A_Step-by-Step_G.pdf
2. <https://www.questionpro.com/blog/execute-online-research/>

E- Books:

1. <https://bivashvlog.com/research-methodology-ebooks-for-free-download-10-ebooks/>
2. <https://mfs.mkcl.org/images/ebook/Fundamental%20of%20Research%20Methodology%20and%20Statistics%20by%20Yogesh%20Kumar%20Singh.pdf>
3. <https://www.newagepublishers.com/samplechapter/000896.pdf>

Pedagogy: Chalk and Talk, E-Book, Quiz, Seminar, Assignment

Rationale for Nature of Course: Can be become an acquiring a research knowledge.

Activities to be given

1. Mini Project report on any issue.

Course learning Outcome (CLOs)

On completion of the course, behind the students would be able to:

CLOs	Course Learning Outcomes	Knowledge Level (According to Blooms Taxnomy)
CLO1	Display the Concepts Relating to Business research, Types and Process	Up to K2
CLO2	Classify the Research Problem and Drew the Research Design	Up to K3
CLO3	Prepare Questionnaire and Interview Schedule and study Pretest and Pilot study.	Up to K3
CLO4	Prepare a data analysis and Hypothesis testing procedures	Up to K3
CLO5	Interpret and Conclude a Research Report	Up to K4

K1- Remembering facts with specific answers

K2- Basic understanding of facts.

K3- Application oriented

K4- Analyzing, examining, presentation and make inference with evidences.

Mapping of Course Outcomes (CLOs) with Programme Outcomes (POs)

	PO 1	PO 2	PO 3	PO 4	PO 5	PO 6
CLO1	3	3	2	3	2	3
CLO2	3	3	2	3	2	3
CLO3	3	3	3	3	2	3
CLO4	3	3	3	3	2	3
CLO5	3	3	3	3	2	3

1- Basic level

2- Intermediate level

3- Advance Level

Continuous Internal Assessment Test (CIA) -Blue Print Articulation Mapping–K Levels with Course Learning Outcomes (CLOs)

CIA Test I (30 marks)										
CIA	CLOs	K-Level	Section A MCQ No Choice		Section B Short Answers No Choice		Section C Either/or choice		Section D Open Choice	
			No. of Questions	K Level	No. of Questions	K Level	No. of Questions	K Level	No. of Questions	K Level
I	CLO1	Up to K2	4	2K1 & 2K2	3	K1,K2,K2	4	2K1 & 2K2	2	K1, K2
No of questions to be asked			4		3		4		2	
No of questions to be answered			4		3		2		1	
Marks for each question			1		2		5		10	
Total marks for each section			4		6		10		10	
CIA Test II and III (60 marks)										
II	CLO2	Up to K3	4	2K1 & 2K2	3	K1, 2K2	4	2K1 & 2K2	2	K2, K3
	CLO3	Up to K3	4	2K1&2K2	3	K1, 2K2	4	2K2 & 2K3	2	K2, K3
III	CLO4	Up to K3	4	2K1&2K2	3	K1,K2,K3	4	2K2 & 2K3	2	K2, K3
	CLO5	Up to K4	4	2K1&2K2	3	K1,K2,K3	4	2K2 & 2 K3	2	K1, K4
No of questions to be asked			8		6		8		4	
No of questions to be answered			8		6		4		2	
Marks for each question			1		2		5		10	
Total marks for each section			8		12		20		20	

Distribution of Marks with K Levels CIA I, CIA II and CIA III

CIA	K Levels	Section A MCQ No Choice	Section B (Short Answer) No Choice	Section C (Either /Or Choice)	Section D (Open Choice)	Total Marks	% of Total Marks
I	K1	2	2	10	10	24	48%
	K2	2	4	10	10	26	52%
	Marks	4	6	20	20	50	100%
II	K1	4	4	10	-	18	18%
	K2	4	8	20	20	52	52%
	K3	-	-	10	20	30	30%
	Marks	8	12	40	40	100	100%
III	K1	4	4	-	10	18	18%
	K2	4	4	20	10	38	38%
	K3	-	4	20	10	34	34%
	K4	-	-	-	10	10	10%
	Marks	8	12	40	40	100	100%

Summative Examination -Blue Print**Articulation Mapping–K Levels with Course Learning Outcomes (CLOs)**

Units	CLOs	K-Level	Section A MCQs No Choice	Section B Short Answers No Choice	Section C (Either/or Choice)	Section D (Open Choice)
I	CLO 1	Up to K2	2(K1&K2)	1(K1)	2(K1&K1)	1(K2)
II	CLO 2	Up to K3	2(K1&K2)	1(K2)	2(K2&K2)	1(K3)
III	CLO 3	Up to K3	2(K1&K2)	1(K2)	2(K3&K3)	1(K3)
IV	CLO 4	Up to K3	2(K1&K2)	1(K3)	2 (K3&K3)	1(K3)
V	CLO 5	Up to K4	2(K1&K2)	1(K4)	2(K3&K3)	1(K4)
No.of Questions to be asked			10	5	10	5
No.of Questions to be answered			10	5	5	3
Marks for each question			1	2	5	10
Total Marks for each Section			10	10	25	30

K1- Remembering and recalling facts with specific answers

K2 – Basic understanding of facts and stating main ideas with general answers

K3 – Application oriented – solving problems

K4- Examining, analyzing, presentation and make inference with evidences.

Distribution of Marks with K Level for Summative Examination

K Levels	Section A MCQ No Choice	Section B (Short Answer) No Choice	Section C (Either/ Or Choice)	Section D (Open Choice)	Total Marks	% of Total marks	Consolidated %
K1	5	2	10	-	17	14.16	14
K2	5	4	10	10	29	24.16	24
K3	-	2	30	30	62	51.6	52
K4	-	2	-	10	12	10	10
Total	10	10	50	50	120	100	100

Lesson Plan

Units	Course content	Hours	Mode of Teaching
I	Introduction to Research - Meaning – Objectives – Scope – Types of Research	6	Chalk & Talk, Quiz, Exercise
	Research Methods –The Research Process – Criteria for good research – Qualities of a good Researcher	6	
	Identification of Research Problem – Selection of Research Problem – Review of Literature – Identification Gap in Literature	6	
II	Research Design – Meaning and importance – Concepts of Research design	6	Chalk & Talk, Quiz, Exercise
	Types of Research Designs – Exploratory – Descriptive – Experimental.	6	
	Sampling – Meaning – Significance of sampling – Steps in Sampling size – Types of sampling – Random and Non – Random sampling – Sampling error.	6	
III	Methods of Data Collection – Sources of data – Primary	6	Chalk & Talk, Quiz, Exercise
	Secondary – Methods of collecting Primary data – Observation Method – Interview Method – Personal Interview, Telephone interviewing, Mail Survey	6	
	Questionnaires Method – Schedule Method - Case Study Method- Pilot Study and Pre-Testing.	6	
IV	Processing of Data - Editing, Coding, Classification, Tabulation and Graphical representation of Data	6	Chalk & Talk, Quiz, Exercise
	Hypothesis – Types of Testing Hypothesis –Characteristics of a workable hypothesis	6	
	Interpretation and inference-Techniques-Precautions in Interpretation	6	
V	Report Writing – Steps in Writing Research Report – Types of report	6	Chalk & Talk, Quiz, Exercise
	Layout of Research report writing – Mechanism of writing Research Report	6	
	Precaution for writing a Research Report – Bibliography and Footnote (Using API style)	6	

Department of Commerce					I M. Com(CA)			
Sem	Category	Course Code	Course Title	Credits	Contact Hours/week	CIA	Ext	Total
I	Core	21OPD12	Marketing Management	4	5	25	75	100

Nature of Course		
Knowledge and Skill Oriented	Employability Oriented	Entrepreneurship oriented
	✓	

Course Objective

1. To enable the students to understand the concept and strategies of Marketing.
2. To sketch the major P'S of marketing of goods.
3. To familiarized on the recent trends in marketing.
4. To understand the importance of sales promotion.
5. To develop the students with the concepts of advertising and salesmanship.

Units	Course Contents	Hours	K Level	CLO
I	Marketing: Definition – Concept – Nature- Scope – Importance – Market Segmentation – Marketing Mix – Buyer Decision Process	15	Up to K3	CLO1
II	Product policy: Product classification – Product mix – Product line – Product life cycle – Stages in new product development- Pricing Procedure- Factors affecting price determination- Pricing policies	15	Up to K2	CLO2
III	Channels of Distribution: Channel functions - Types of channels - Factors considered in the selection of channels - Wholesalers – Retailers and other middlemen – Online marketing – Telemarketing – Multilevel marketing- Green marketing	15	Up to K4	CLO3
IV	Promotional strategy: Objectives – Importance – Forms of promotion – Tools and techniques of Sales promotion – Purposes of sales promotion – Kinds – Salesmanship – Qualities	15	Up to K4	CLO4
V	Advertising: Functions - kinds of advertising – Advertising Copy – Classification of advertisement copy – Advertising Budget - Causes for failure of advertising - Media selection – Advertising agency – Digital Advertising.	15	Up to K3	CLO5

Note: The Questions should be asked in 100 % for theory

Books for study:

1. Dr.C.B.Gupta, Dr.N.Rajan Nair, *Marketing Management*, Sultan Chand & Sons 2017.
2. R.S.N.Pillai, Bagavathy, *Marketing Management*, Sultan Chand & Company Pvt Ltd 2014.

Books for Reference:

1. Bansal S.P, *Marketing Management*, Kalyani Publishers, New Delhi, 2014.
2. C.B.Memoria, *Marketing Management*, Kitab Mahal, Allahabad, 2012.

3. Philip Kotler, *Marketing Management*, Pearsons, New Delhi, 2013.
4. Ramasamy.V.S&Namakumari.S,*Marketing Management*, MacMillan Publishers India Ltd ,New Delhi , 2019.
5. Sherlekar. S.A, *Marketing Management*, Himalaya Publishing House, Mumbai ,2013.

Web References:

1. <https://www.iedunote.com/marketing-definition-scope-importance-role>
2. <https://www.investopedia.com/terms/p/product-life-cycle.asp>
3. <https://www.brafton.com/blog/distribution/channels-of-distribution/>
4. <https://www.mbaskool.com/business-concepts/marketing-and-strategy-terms/12823-promotional-strategy>
5. <https://studiousguy.com/advertising-copy-definition-types-examples/>

E-Books:

1. <https://books.google.mw/books?id=b0dLAgAAQBAJ&printsec=frontcover#v=onepage&q&f=false>

Pedagogy:Chalk and Talk, Quiz, Assignment, Seminar.

Rationale for nature of Course: Can be acquiring the knowledge of Marketing Management.

Activities to be given

1. Practice of using the established brand names of different companies.
2. To executes the new advertisement models.

Course Learning Outcome (CLOs)

On completion of the course, behind the students will be able to:

CLOs	Course Learning Outcomes	Knowledge Level (According to Blooms Taxnomy)
CLO1	Gaining the knowledge of marketing concept and Importance of marketing	Up to K3
CLO2	Develop a new product and to apply the pricing strategies.	Up to K2
CLO3	Understand the channels of Distribution for marketing of products.	Up to K3
CLO4	Apply the various promotional strategies in marketing	Up to K3
CLO5	Classify the Advertising copy, preparing the Digital Advertising	Up to K4

K1- Remembering facts with specific answers

K2- Basic understanding of facts.

K3- Application oriented

K4- Analyzing, examining and making presentations with evidences.

Mapping of Course Learning Outcomes (CLOs) with Programme Outcomes (POs)

	PO1	PO2	PO3	PO4	PO5	PO6
CLO1	3	2	3	3	2	2
CLO2	3	3	3	2	3	2
CLO3	3	2	2	3	3	2
CLO4	3	3	2	3	3	2
CLO5	3	2	3	2	2	3

1-Basic Level 2- Intermediate Level 3- Advance Level

**Continuous Internal Assessment (CIA) - BluePrint
Articulation mapping –K Levels with course learning outcomes (CLOs)**

CIA Test I (30 marks)										
CIA	CLOs	K-Level	Section A MCQs No Choice		Section B Short Answer No Choice		Section C Either / or choice		Section D Open Choice	
			No of Questions	K- Level	No of Question s	K-Level	No of Questions	K- Level	No of Questions	K-Level
I	CLO1	Upto K3	4	K1, K2, 2K3	3	2K1 & K3	4	2K1 & 2K3	2	K2, K3
No of questions to be asked			4		3		4		2	
No of questions to be answered			4		3		2		1	
Marks for each question			1		2		5		10	
Total marks for each section			4		6		10		10	
CIA Test II and III (60 marks)										
II	CLO2	Up to K2	4	2K1 & 2K2	3	K1, & 2K2	4	2K1 & 2K2	2	K1, K2
	CLO3	Up to K3	4	2K2& 2K3	3	K1, K2 & K3	4	2 K2 & 2K3	2	K2, K3
III	CLO4	Up to K4	4	2K1 &2K2	3	K1, K2 & K3	4	2K2 & 2K4	2	K2, K3
	CLO5	Up to K4	4	K1, K2, K3& K4	3	K1, K2&K3	4	2K1 & 2K3	2	K2, K4
No of questions to be asked			8		6		8		4	
NO of questions to be answered			8		6		4		2	
Marks for each question			1		2		5		10	
Total marks for each section			8		12		20		20	

Distribution of Marks with K Levels CIA I, CIA II and CIA III

CIA	KLevels	Section A MCQs No Choice	Section B (Short Answers) No Choice	Section C (Either/Or Choice)	Section D (Open Choice)	Total Marks	% of Total marks
I	K1	1	4	10	-	15	30%
	K2	1	-	-	10	11	22%
	K3	2	2	10	10	24	48%
	Marks	4	6	20	20	50	100
II	K1	2	4	10	10	26	26%
	K2	4	6	20	20	50	50%
	K3	2	2	10	10	24	24%
	Marks	8	12	40	40	100	100
III	K1	3	4	10	-	17	17%
	K2	3	4	10	20	37	37%
	K3	1	4	10	10	25	25%
	K4	1	-	10	10	21	21%
	Marks	8	12	40	40	100	100

Summative Examination-BluePrint (75 marks)

Articulation Mapping–K Levels with Course Learning Outcomes(CLOs)

Units	CLOs	K-Level	Section A MCQs No Choice	Section B Short Answers No Choice	Section C (Either/or Choice)	Section D (Open Choice)
I	CLO 1	Up to K3	2(K1&K2)	1(K1)	2(K1&K1)	1(K3)
II	CLO 2	Up to K2	2(K1&K2)	1(K2)	2(K2&K2)	1(K2)
III	CLO 3	Up to K3	2(K2&K3)	1(K3)	2(K2&K2)	1(K3)
IV	CLO 4	Up to K4	2(K1&K2)	1(K3)	2 (K4&K4)	1(K3)
V	CLO 5	Up to K4	2(K2&K4)	1(K1)	2(K3&K3)	1(K4)
No. of Questions to be asked			10	5	10	5
No. of Questions to be answered			10	5	5	3
Marks for each question			1	2	5	10
Total Marks for each Section			10	10	25	30

K1- Remembering and recalling facts with specific answers

K2 – Basic understanding of facts and stating main ideas with general answers

K3 – Application oriented – solving problems

K4- Examining, analyzing, presentation and make inference with evidences.

Distribution of Marks with K Level for Summative Examination

K Levels	Section A (MCQs) No Choice	Section B (Short Answer) No Choice	Section C (Either/Or Choice)	Section D (Open Choice)	Total Marks	% of Total marks	Consolidated %
K1	3	4	10	-	17	14.16	14
K2	5	2	20	10	37	30.83	31
K3	1	4	10	30	45	37.5	37
K4	1	-	10	10	21	17.5	18
Total	10	10	50	50	120	100	100

Lesson Plan

Units	Course Content	Hours	Mode of Teaching
I	Marketing: Definition – Concept – Nature- Scope – Importance	5	Chalk & Talk, PPTs, Quiz Exercise
	Market Segmentation – Positioning – Consumer behaviour	5	
	Determinants of Buyer Behaviour - Buyer behaviour models.	5	
II	Product policy: Product classification – Product mix – Product line	5	Chalk & Talk, PPTs, Quiz Exercise
	Product life cycle – Stages in new product development- Pricing decisions	5	
	Factors affecting price determination- Pricing policies and strategies.	5	
III	Channels of Distribution: Channel functions - Types of channels	5	Chalk & Talk, PPTs, Exercise, Quiz
	Factors considered in the selection of channels – Logistics Management - Wholesalers – Retailers and other middlemen	5	
	Online trading – Telemarketing – Multilevel marketing.	5	
IV	Promotional strategy: Objectives – Importance – Sales promotion – Purposes of sales promotion – Kinds – Salesmanship	5	Chalk & Talk, Exercise PPTs, Quiz, seminar
	Qualities – Selection process – Training – Methods – Controlling	5	
	Bases of control- Remuneration methods – Modern social media promotion	5	
V	Advertising: Functions - Types of advertising Advertising Budget - Advertising Copy -	5	Chalk & Talk, Exercise Quiz Assignment PPTs, seminar
	Classification of advertisement copy – Causes for failure of advertising	5	
	Media selection – Advertising agency – Digital Advertising.	5	

Department of Commerce					I M. Com (CA)			
Sem	Category	Course Code	Course Title	Credits	Contact Hours/week	CIA	Ext	Total
I	Core	21OPD13	Advanced Corporate Accounting	4	6	25	75	100

Nature of Course		
Knowledge and Skill Oriented	Employability Oriented	Entrepreneurship oriented
✓		

Course Objectives:

1. To understand the knowledge on corporate accounting methods
2. To enable the students to understand the procedures of accounting
3. To gain the knowledge about company accounts and accounting standards.
4. To develop skills in the preparation of accounting statements and their analysis.
5. To access the preparation of accounts of banking companies

Units	Course Contents	Hours	K Level	CLOs
I	Bank accounts – Preparation of Profit and Loss Account – Balance Sheet- Insurance company accounts –Life and general Insurance - Preparation of Revenue, Profit and Loss account and Balance Sheet.	18	Up toK2	CLO1
II	Amalgamation – Meaning – Types – Purchase Consideration – Methods of Purchase Consideration – Methods of Accounting for Amalgamation - Absorption –Meaning – Accounting Treatment - External Reconstruction – Meaning - Accounting Treatment – Alteration of Share capital –Types - Internal Reconstruction – Accounting Entries.	18	Up toK3	CLO2
III	Liquidation of companies – Meaning – Modes of Winding Up – Order of Payment – Statement of Affairs – Liquidator’s Final Statement of Account.	18	Up toK2	CLO3
IV	Preparation of final accounts of companies (as per Revised schedule VI) - Accounting Standards-Meaning- objectives-Need-Significance-Accounting Standards in India –AS 1: Disclosure of Accounting Policies, AS 2: Valuation of Inventories, AS 3 : Cash Flow Statement , AS 5 : Net Profit or Loss for the period, AS6 : Depreciation Accounting, AS 10 : Accounting for Fixed Assets, AS13: Accounting for Investments, AS14: Accounting for Amalgamation , AS 20 : Earnings per Share , AS 21: Consolidated Financial Statements, AS26: Intangible Assets.	18	Up toK4	CLO2
V	Holding companies – Consolidation of Profit and Loss Accounts – Consolidated Balance Sheet (excluding intercompany holdings).	18	Up toK3	CLO5

Note: The Questions should be asked in the ratio of 80% Problems and 20 % for theory

Book for Study

Prof T.S Reddy & Dr. A. Murthy, Corporate Accounting, Margham publication, Chennai.Revised Sixth Edition 2015.

Books for Reference

1. R.L.Gupta&M.Radhaswamy,“**AdvancedAccountancy**”,SultanChand&Sons, NewDelhi, Vol-I,2015
2. M.A.Arulanandam&K.S.Raman,“**AdvancedAccountancy**”Vol-I,SixthEdition,2015,HimalayaPublishingHouse,Mumbai.
3. S.N.Maheshwari&SuneelKMaheshwari,“**FinancialAccounting**”,FifthEdition,2012,VikasPublishingHouse.
4. R.S.N.Pillai,Bagavathi&S.Uma,“**FundamentalsofAdvancedAccountancy**”,ThirdEdition,2015,S.Chand,NewDelhi.
5. SP. Iyengar,“**Advanced Accountancy**”Vol-I,Fourth Edition, 2014, Sultan Chand & Sons,NewDelhi.

Web References

1. <https://ncert.nic.in/ncerts//leac201.pdf>
2. <https://byjus.com/commerce/final-accounts/>
3. <https://www.accountingtools.com/articles/2017/5/9/liquidation>
4. <https://www.yourarticlelibrary.com/accounting/holding-company/meaning- holding-company/holding-company-a-close-view-company-accounts/68346>
5. <https://www.accountingnotes.net/final-accounts/final-accounts-of-general- insurance-companies-accounting/13085>

E-Books:

1. https://www.google.com/url?sa=t&source=web&rct=j&url=https://mybooksfactory.com/store/corporate-accounting-by-t-s-reddy-and-murthy/&ved=2ahUKEwi91KO47dr0AhVVxosBHeNHC-IQFnoECEMQAQ&usq=AOvVaw15XOzu4tg9_3GAILbAWxcD

Pedagogy: Chalk & Talk, Assignment, Seminar, Quiz

Rationale for Nature of the Course: Can be acquiring corporate accounting knowledge

Activities to be given

1. To provide assignment and group discussion.
2. Preparing the students to appear professional courses by giving Advanced Exercise and work out problems on relevant accounts

Course learning Outcome (CLOs)

On completion of the course, behind the students will be able to:

CLOs	On completion of the course, the students should be able to	Knowledge Level (According to Blooms Taxnomy)
CLO 1	Understanding Accounting concept for Banking and Insurance companies.	UptoK2
CLO 2	Solve accounting aspects of Amalgamations, Absorption and Reconstruction and liquidation of companies	UptoK3
CLO 3	Equip the Liquidators final statement of accounts	Up to K2
CLO 4	Learn various types of Indian Accounting standards	UptoK4
CLO 5	Examine holding companies	UptoK3

Mapping of Course Learning Outcomes (CLOs) with Programme Outcomes (POs)

	PO 1	PO 2	PO3	PO4	PO5	PO6
CLO1	3	3	2	3	3	2
CLO2	2	3	2	2	3	2
CLO3	3	3	2	2	3	2
CLO4	3	3	3	2	2	1
CLO5	3	1	3	3	2	2

1- Basic level

2-Intermediate level

3-Advance Level

Continuous Internal Assessment (CIA)-BluePrint**Articulation Mapping–K Levels with Course Leaning Outcomes(CLOs)**

CIA Test I (30 marks)										
CIA	CLOs	K-Level	SectionA MCQs No Choice		SectionB ShortAnswer s No Choice		SectionC (Either/Or Choice)		SectionD (OpenChoic e)	
			No .of Question s	K Level	No .of Questions	K Level	No. of Questions	K Level	No. of Question s	K Level
I	CLO1	Up to K2	4	2K1 & 2K2	3	K1,K2 K2	4	2K1&2K2	2	K1, K2
No.ofQuestions to beasked			4		3		4		2	
No.ofQuestions tobe Answered			4		3		2		1	
Marksforeachquestion			1		2		5		10	
TotalMarksforeachsection			4		6		10		10	

CIA Test II and III (60 marks)										
II	CLO2	Upto K3	4	K1, 2K2,K3	3	K1 K2 ,K3	4	2K2&2K3	2	K2, K3
	CLO3	Upto K2	4	2K1,2K2	3	K1,K2,K2	4	2K1&2K2	2	K1, K2
III	CLO4	Upto K4	4	K1,K2,K3 ,K4	3	K1,K2 ,K3	4	2K1 &2K4	2	K3, K4
	CLO5	Upto K3	4	K1,2K2,K3	3	2K2,,K3	4	2K2 & 2K3	2	K2, K3
No.ofQuestions to beasked			8		6		8		4	
No.ofQuestions to be Answered			8		6		4		2	
Marksforeachquestion			1		2		5		10	
TotalMarksforeachsection			8		12		20		20	

Distribution of Marks with K Levels CIAI, CIAII and CIA III

CIA	KLevels	Section A MCQ No Choice	Section B (ShortAns wer) No Choice	Section C (Either/Or Choice)	Section D(OpenCh oice)	Total Marks	% of Total Marks
I	K1	2	4	10	10	26	52%
	K2	2	2	10	10	24	48%
	Marks	4	6	20	20	50	100%
II	K1	3	4	10	10	27	27%
	K2	4	6	20	20	50	50%
	K3	1	2	10	10	23	23%
	Marks	8	12	40	40	100	100
III	K1	2	2	10	-	14	14%
	K2	3	6	-	10	19	19%
	K3	2	4	20	20	46	46%
	K4	1	-	10	10	21	21%
	Marks	8	12	40	40	100	100

Summative Examination-BluePrint (75 marks)
Articulation Mapping–K Levels with Course Learning Outcomes(CLOs)

Units	CLOs	K-Level	Section AMC Qs No Choice	Section B Short Answers No Choice	Section C (Either/or Choice)	Section D (Open Choice)
I	CLO 1	UptoK2	2(K1&K1)	1(K1)	2(K1&K1)	1(K1)
II	CLO 2	UptoK3	2(K1&K1)	1(K1)	2(K2&K2)	1(K3)
III	CLO 3	Up to K2	2(K1&K1)	1(K2)	2(K2&K2)	1(K2)
IV	CLO 4	UptoK4	2(K1&K2)	1(K2)	2(K4&K4)	1(K4)
V	CLO 5	UptoK3	2(K2&K2)	1(K2)	2(K3&K3)	1(K3)
No. of Questions to be asked			10	5	10	5
No. of Questions to be answered			10	5	5	3
Marks for each question			1	2	5	10
Total Marks for each Section			10	10	25	30

K1- Remembering and recalling facts with specific answers

K2 – Basic understanding of facts and stating main ideas with general answers

K3 – Application oriented – solving problems

K4- Examining, analyzing, presentation and make inference with evidences.

Distribution of Marks with K Level for Summative Examination

K Level	Section A (MCQs) No Choice	Section B (Short Answers) No Choice	Section C (Either/ Or Choice)	Section D (Open Choice)	Total Marks	% of Total Marks	Consolidated %
K1	7	4	10	10	31	25.8	26
K2	3	6	20	10	39	32.5	32
K3	-	-	10	20	30	25	25
K4	-	-	10	10	20	16.66	17
Total	10	10	50	50	120	100	100

Lesson Plan

Units	Course Content	Hours	Mode of Teaching
I	Bank accounts – Preparation of Profit and Loss Account – Balance Sheet-	6	Chalk & Talk
	Insurance company accounts –Life and general Insurance	6	
	Preparation of Revenue, Profit and Loss account and Balance Sheet.	6	
II	Amalgamation – Meaning – Types – Purchase Consideration – Methods of Purchase Consideration – Methods of Accounting for Amalgamation	6	Chalk & Talk, PPTs, Quiz, Exercise
	Absorption –Meaning – Accounting Treatment	6	
	External Reconstruction – Meaning - Accounting Treatment – Alteration of Share capital –Types - Internal Reconstruction – Accounting Entries.	6	
III	Liquidation of companies – Meaning – Modes of Winding Up – Order of Payment – Statement of Affairs	9	Chalk & Talk, seminar
	Liquidator's Final Statement of Account.	9	
IV	Preparation of final accounts of companies (as per Revised schedule VI) -	6	Chalk & Talk
	Accounting Standards-Meaning- objectives-Need-Significance-Accounting Standards in India –AS 1: Disclosure of Accounting Policies, AS 2: Valuation of Inventories, AS 3 : Cash Flow Statement , AS 5 : Net Profit or Loss for the period, AS6 : Depreciation Accounting, AS 10 : Accounting for Fixed Assets, AS13: Accounting for Investments,	6	
	AS14: Accounting for Amalgamation, AS 20: Earnings per Share, AS 21: Consolidated Financial Statements, AS26: Intangible Assets.	6	
V	Holding companies and Consolidated Accounts – Consolidation of Profit and Loss Accounts –	9	Chalk & Talk, assignment
	Consolidated Balance Sheet(excluding intercompany holdings).	9	

Department of Commerce					I M.Com(CA)			
Sem	Category	Course Code	Course Title	Credits	Contact Hours/week	CIA	Ext	Total
I	Elective-I	21OPDE1A	Object Oriented Programming with C++	4	5	25	75	100

Nature of Course		
Knowledge and Skill Oriented	Employability Oriented	Entrepreneurship oriented
√	√	

Course Objectives

1. Learn the basic concepts of OOPs.
2. Create a simple program using classes and objects
3. Understand the containment and inheritance in Object Oriented Programming
4. Explain the concept of Constructors and Destructors.
5. Develop the fundamental programming methodologies in Virtual Function and Polymorphism.

Unit	Course Contents	Hours	K Level	CLO
I	Principles of OOP: Basic Concepts of OOPS – Benefits of OOP – Applications of OOP-Beginning with C++: What is C++? – A simple C++ program- Structure of C++ Program-Tokens, Expressions and Control Structures: Tokens-Keywords-Identifiers and Constants -Basic Data types- User-defined data types-Derived data types – Declaration of Variables – Dynamic Initialization of variables – Operators in C++ - Scope resolution operators- Memory Management.	15	Up to K2	CLO1
II	Functions in C++: The Main Function - Function prototyping – Call by Reference - Return by Reference- Inline Function – Default Arguments – const Arguments – Recursion - Function overloading – Friend and Virtual Functions-Math Library Functions.	15	Up to K3	CLO2
III	Classes and Objects: Specifying a class –Defining member functions — private member function –Arrays within classes – memory Allocation for objects-Static data member –Static member function - Array of objects –Objects as function arguments- Friendly Function.	15	Up to K4	CLO3

IV	Constructors and Destructors: Constructors – Parameterized constructors – Multiple constructors in class – Constructors with default arguments – Copy constructors – Destructors-Inheritance: Defining Derived classes- Single Inheritance - Multilevel Inheritance – Multiple Inheritance – Hierarchical Inheritance- Hybrid Inheritance- Virtual base classes – Abstract Classes.	15	Up to K4	CLO4
V	Pointers, Virtual functions and Polymorphism: Pointers – Pointers to Objects – this Pointer – Pointers to Derived classes- Virtual functions – Pure Virtual Functions-Virtual constructors and destructors.	15	Up to K4	CLO5

Book for Study:

Balagurusamy.E, *Object Oriented Programming with C++* , Fifth Edition, Tata McGraw Hill Publications New Delhi, 2019.

Books for Reference:

1. Ashok N.Kamthane , *Object Oriented Programming with Ansi C & Turbo C++*, Pearson Education ,New Delhi ,2018.
2. John R.Hubbard , *Programming with C++*, Tata McGraw Hill Publishing Company Private Limited , New Delhi,2017.
3. Radha Ganesan.P,*Programming with C++* , Scitech Publication Private Limited , Chennai , 2018.
4. Ravichandran.D, *Programming with C++*, Tata McGraw Hill Publications, New Delhi,2017.
5. Scott Meyers. *Effective C++* , Tata Pearson Company Private Limited ,Third Edition, New Delhi,2017.

Web References:

1. <https://www.cet.edu.in/>
2. <http://wavelino.coffeecup.com>
3. <https://fac.ksu.edu.sa/sites>
4. <http://people.cs.aau.dk/~torp/Teaching/E03/OOP/>

E-Books:

1. https://www.google.co.in/books/edition/A_Complete_Guide_to_Programming_in_C++/-yhuY0Wg_QcC?hl=en&gbpv=1&dq=c%2B%2B+e+books&printsec=frontcover
2. https://www.google.co.in/books/edition/The_C++_Programming_Language/q7fomH9IOU8C?hl=en&gbpv=1&dq=c%2B%2B+e+books&printsec=frontcover

Pedagogy :

Chalk and Talk, Quiz, Seminar, Spot Test Practical Labs, Assignments

Rationale for Nature of Course: Can be professionals by acquiring knowledge on C++ and able to create own Programming.

Activities to be given

1. Train the students to create their own C++ programs.
2. Assignments in important areas.

Course Learning Outcome (CLOs)

On completion of the course, behind the students will be able to:

CLOs	Course Learning Outcomes	Knowledge Level (According to Blooms Taxonomy)
CLO1	Identify the basic concepts of object oriented programming	Up to K2
CLO2	Illustrate Functions, Classes and Objects works in object oriented programming	Up to K3
CLO3	Develop Programs by implementing Constructor, Destructor and Overloading Concepts.	Up to K4
CLO4	Demonstrate Inheritance concepts	Up to K4
CLO5	Infer the concept of Pointers, Polymorphism and Virtual Functions.	Up to K4

K1- Remembering facts with specific answers

K2- Basic understanding of facts.

K3- Application oriented

K4- Analyzing, examining and making presentations with evidences.

Mapping of Course Learning Outcomes (CLOs) with Programme Outcomes (POs)

	PO1	PO2	PO3	PO4	PO5	PO6
CLO 1	1	2	2	2	3	3
CLO 2	2	2	2	2	3	2
CLO 3	3	3	3	2	2	2
CLO 4	3	3	2	3	3	2
CLO 5	2	2	3	3	2	2
	11	12	12	12	13	11

1 - Basic Level

2- Intermediate Level

3-Advance Level

Continuous Internal Assessment (CIA) - BluePrint
Articulate mapping –K Levels with course learning outcomes (CLOs)

CIA Test I (30 marks)										
CIA	CLOs	K-Level	Section A MCQs No Choice		Section B Short Answer No Choice		Section C Either / or choice		Section D Open Choice	
			No of Question s	K-Level	No of Question s	K-Level	No of Question s	K-Level	No of Question s	K-Level
I	CLO1	Up to K2	4	2K1 & 2K2	3	K1 & 2K2,	4	2K1 & 2K2	2	K1, K2
No of questions to be asked			4		3		4		2	
No of questions to be answered			4		3		2		1	
Marks for each question			1		2		5		10	

Total marks for each section		4		6		10		10		
CIA Test II and III (60 marks)										
II	CLO2	Up to K3	4	2K1 & 2K2	3	K1, K2 & K3	4	2K2 & 2K3	2	K2, K3
	CLO3	Up to K4	4	2K1 & 2K2	3	2K2 & K3	4	2K1 & 2K4	2	K2, K4
III	CLO4	Up to K4	4	2K2 & 2K3	3	2K2 & K3	4	2K2 & 2K3	2	K3, K4
	CLO5	Up to K4	4	2K1, K2 & K3	3	K1, K2 & K3	4	2K1 & 2K3	2	K2, K3
No of questions to be asked			8		6		8		4	
No of questions to be answered			8		6		4		2	
Marks for each question			1		2		5		10	
Total marks for each section			8		12		20		20	

Distribution of Marks with K Levels CIAI, CIAII and CIA III

CIA	KLevels	Section A MCQ No Choice	Section B (ShortAnswer) No Choice	Section C (Either/Or Choice)	Section D(Open Choice)	Total Marks	% ofTotal Marks
I	K1	2	2	10	10	24	48%
	K2	2	4	10	10	26	52%
	Marks	4	6	20	20	50	100%
II	K1	2	2	10	-	14	14%
	K2	4	6	10	20	40	40%
	K3	2	4	10	10	26	26%
	K4	-	-	10	10	20	20%
	Marks	8	12	40	40	100	100
III	K1	2	2	10		14	14%
	K2	3	6	10	10	29	29%
	K3	3	4	20	20	47	47%
	K4	-	-	-	10	10	10%
	Marks	8	12	40	40	100	100

Summative Examination-Blue Print
Articulation Mapping–K Levels with Course Learning Outcomes(CLOs)

Units	CLOs	K-Level	SectionAMC Qs No Choice	SectionBSho rtAnswers No Choice	Section C(Either/ orChoice)	Section D (Open Choice)
I	CLO 1	Up to K2	2(K1&K2)	1(K1)	2(K2&K2)	1(K1)
II	CLO 2	Up to K3	2(K1&K2)	1(K2)	2(K2&K2)	1(K3)
III	CLO 3	Up to K4	2(K2&K3)	1(K3)	2(K3&K3)	1(K4)
IV	CLO 4	Up to K4	2(K2&K3)	1(K3)	2 (K4&K4)	1(K3)
V	CLO 5	Up to K4	2(K1&K2)	1(K2)	2(K2&K2)	1(K2)
No.ofQuestionsto beasked			10	5	10	5
No.ofQuestionstobeanswered			10	5	5	3
Marksforeachquestion			1	2	5	10
TotalMarksforeach Section			10	10	25	30

K1- Remembering and recalling facts with specific answers

K2 – Basic understanding of facts and stating main ideas with general answers

K3 – Application oriented – solving problems

K4- Examining, analyzing, presentation and make inference with evidences.

Distribution of Marks with K Level for Summative Examination

KLevels	Section A(MCQ s) No choice	Section B(ShortA nswers) No choice	SectionC(Either/O rChoice)	Section D(Open Choice)	Tota lMar ks	% ofTotal Marks	Consolidate d %
K1	3	2	-	10	15	12.5	12
K2	5	4	20	10	39	32.5	33
K3	2	4	20	20	46	38.33	38
K4	-	-	10	10	20	16.66	17
Total	10	10	50	50	120	100	100

Lesson Plan

Unit	Course Content	Hours	Mode of Teaching
I	Principles of OOP : Basic Concepts of OOPS – Benefits of OOP – Applications of OOP-Beginning with C++:What is C++? –A simple C++ program- Structure of C++ Program	5	Chalk&Talk, PPTs, Quiz Exercise
	Tokens, Expressions and Control Structures: Tokens-Keywords- Identifiers and Constants -Basic Data types- User-defined data types-Derived data types –	5	
	Declaration of Variables – Dynamic Initialization of variables – Operators in C++ - Scope resolution operators- Memory Management.	5	
II	Functions in C++: The Main Function - Function prototyping – Call by Reference - Return by Reference-	5	Chalk&Talk, PPTs, Quiz Exercise
	Inline Function – Default Arguments – const Arguments –	5	
	Recursion - Function overloading – Friend and Virtual Functions-Math Library Functions.	5	
III	Classes and Objects: Specifying a class –Defining member functions — private member function	5	Chalk&Talk, PPTs, Exercise, Quiz
	Arrays within classes – memory Allocation for objects-Static data member –Static member function -	5	
	Array of objects –Objects as function arguments- Friendly Function.	5	
IV	Constructors and Destructors: Constructors – Parameterized constructors – Multiple constructors in class – Constructors with default arguments – Copy constructors	5	Chalk&Talk, Exercise,PPTs, Quiz
	Destructors-Inheritance: Defining Derived classes- Single Inheritance - Multilevel Inheritance – Multiple Inheritance	5	
	Hierarchical Inheritance- Hybrid Inheritance- Virtual base classes – Abstract Classes.	5	
V	Pointers, Virtual functions and Polymorphism: Pointers – Pointers to Objects – this Pointer – Pointers to Derived classes-	8	Chalk&Talk, Exercise,Quiz Assignment PPTs
	Virtual functions – Pure Virtual Functions-Virtual constructors and destructors.	7	

Department of Commerce					I M.Com(CA)			
Sem	Category	Course Code	Course Title	Credits	Contact Hours/week	CIA	Ext	Total
I	Elective-II	21OPDE1B	Multimedia	4	5	25	75	100

Nature of the Course

Knowledge and Skill Oriented	Employability Oriented	Entrepreneurship oriented
√	√	

Course Objective

1. Learn the basics concepts of Multimedia.
2. Explain the Multimedia components and Tools.
3. Develop the skills in multimedia techniques.
4. Learn all multimedia communication networks.
5. Understand Integrated multimedia systems.

Unit	Course Contents	Hours	K Level	CLO
I	Multimedia in use: Introduction to multimedia - Element of Multimedia systems – Need for a Multimedia – system components – Converging technology – Functions and subsystems – Input - development – Output.	15	Up to K2	CLO1
II	Multimedia platforms: Personal Computer for Multimedia Today - Multimedia hardware – System software - development tools – Developing applications – Commercial tools – Authoring tools – Role of script .	15	Up to K3	CLO2
III	Image: Image and application – image capture – image compression – text conversion – Vectorisation – Image Compression – standards for encoding and compressing images – Audio – Audio Applications – Audio capture – Music on computer – voice on computer – Compression - standards - Video - Video applications – Video capture – compression and standards.	15	Up to K4	CLO3
IV	Storage system for multimedia: Magnetic media – Optical media – CD Specification - Communications - Local area Networks – New Options for Multimedia LAN's – Wide area Network – Cable and Broadcast Communications.	15	Up to K4	CLO4
V	Multimedia in the Real World: Multimedia and the single User – Multimedia on Networks – Multimedia in Training – Multimedia for Information and Sales – Point of Information Systems – Point of Sales Systems – Operational Systems – High Quality Imaging Systems.	15	Up to K3	CLO5

Book for Study:

Judith Jaffcoats ,*Multimedia in Practice Technology and applications* , Prentice Hall of India , New Delhi , Second Edition, 2003.

Book for reference:

1. Prabhat K. Andleigh, *Multimedia System Design*, Publication private Limited, New Delhi, First Edition, 2020.
2. Fred Halsall, *Multimedia Communication, Applications, Networks, Protocols and Standards*, Pearson Education Private Limited, New Delhi, Third Edition, 2015.
3. Richard E. Mayer, *Multimedia Learning* by Richard E. Mayer, Cambridge University Press 2016
4. Ralf Stelnmetz and Klara Nahrstedt, *Multimedia Communications and Applications*, Dorling Kindersley Pvt Ltd, New Delhi, First Edition, 2015.

Web References

1. <https://www.oreilly.com/library/view/programming-computer-vision/9781449341916/ch01.html>
2. https://www.researchgate.net/figure/A-raster-image-converted-to-a-piecewise-smooth-vector-based-representation-with_fig1_221890306
3. https://www.tutorialspoint.com/multimedia/multimedia_introduction.htm
4. http://engineering.futureuniversity.com/BOOKS%20FOR%20IT/DCAP303_MULTIMEDIA_SYSTEMS.pdf

E-Books:

1. <https://books.google.co.in/books?hl=en&lr=&id=NRADCAAAQBAJ&oi=fnd&pg=PP12&dq=multimedia+tools+and+applications&ots=5zqa68kuZn&sig=MpvWNR2xpNN5vYAQ09CWwaniC9s>
2. https://link.springer.com/chapter/10.1007/978-3-030-15887-3_1
3. <https://oer.avu.org/handle/123456789/687>

Pedagogy: Chalk & Talk, Quiz, Assignment, Seminar

Rationale for nature of Course: Can be professionals in Multimedia

Activities to be given

1. Allocate the students to practice Multimedia Tools
2. Train the students for applying tools in multimedia and presented in seminars.

Course learning Outcome (CLOs)

On completion of the course, behind the students will be able to:

CLOs	Course Learning Outcomes	Knowledge Level (According to Blooms Taxonomy)
CLO1	Learn the basics concepts of Multimedia.	Up to K3
CLO2	Identify the basic hardware and software requirements for multimedia development and playback.	Up to K3
CLO3	Assemble various media (audio, type, photographs, graphics and video) into a timeline.	Up to K4
CLO4	Understand the Storage system for multimedia	Up to K4
CLO5	Face Multimedia in the Real World using its information and systems.	Up to K3

K1- Remembering facts with specific answers

K2- Basic understanding of facts.

K3- Application oriented

K4- Analyzing, examining and making presentations with evidences.

Mapping of Course Learning Outcomes (CLOs) with Programme Outcomes (Pos)

	PO 1	PO 2	PO3	PO4	PO5	PO6
CLO1	3	3	2	3	3	2
CLO2	2	3	2	2	3	2
CLO3	3	3	2	2	3	2
CLO4	3	3	3	2	2	1
CLO5	3	1	3	3	2	2

1- Basic level

2-Intermediate level

3-Advance Level

Continuous Internal Assessment (CIA) - BluePrint

Articulate mapping –K Levels with course learning outcomes (CLOs)

CIA Test I (30 marks)										
CI A	CLOs	K-Level	Section A MCQs No Choice		Section B Short Answer No Choice		Section C Either / or choice		Section D Open Choice	
			No of Questio ns	K- Level	No of Questio ns	K-Level	No of Questio ns	K-Level	No of Questio ns	K- Level
I	CLO1	Up to K2	4	2K1 & 2K2	3	2K1 & K2,	4	2K1 & 2K2	2	2K2
No of questions to be asked			4		3		4		2	
No of questions to be answered			4		3		2		1	
Marks for each question			1		2		5		10	
Total marks for each section			4		6		10		10	
CIA Test II and III (60 marks)										
II	CLO2	Up to K3	4	2K1 & 2K2	3	K1, K2 & K3	4	2K2 & 2K3	2	K2, K3
	CLO3	Up to K4	4	2K1 & 2K3	3	2K2 & K3	4	2K1 & 2K3	2	K2, K4
III	CLO4	Up to K4	4	K1,2K2 & K3	3	2K2 & K3	4	2K2 & 2K4	2	K3, K4
	CLO5	Up to K3	4	K1, K2 & 2K3	3	K1, K2 & K3	4	2K1 & 2K3	2	K2, K3
No of questions to be asked			8		6		8		4	
No of questions to be answered			8		6		4		2	
Marks for each question			1		2		5		10	
Total marks for each section			8		12		20		20	

Distribution of Marks with K Levels CIAI, CIAII and CIA III

CIA	KLevels	Section A MCQ No Choice	Section B (ShortAns wer) No Choice	Section C (Either/Or Choice)	Section D(OpenCh oice)	Total Marks	% ofTotal Marks
I	K1	2	4	10	10	26	52%
	K2	2	2	10	10	24	48%
	Marks	4	6	20	20	50	100%
II	K1	4	2	10	-	16	16%
	K2	2	6	10	20	38	38%
	K3	2	4	20	10	36	36%
	K4	-	-	-	10	10	10%
	Marks	8	12	40	40	100	100
III	K1	2	2	10	-	14	14%
	K2	3	6	10	10	29	29%
	K3	3	4	10	20	37	37%
	K4	-	-	10	10	20	20%
	Mark s	8	12	40	40	100	100

Summative Examination-Blue Print

Articulation Mapping–K Levels with Course Learning Outcomes(CLOs)

Units	CLOs	K-Level	SectionAMC Qs No Choice	SectionBSho rtAnswers No Choice	Section C(Either/ orChoice)	Section D (Open Choice)
I	CLO 1	Up to K2	2(K1&K2)	1(K1)	2(K2&K2)	1(K1)
II	CLO 2	Up to K3	2(K1&K2)	1(K2)	2(K2&K2)	1(K3)
III	CLO 3	Up to K4	2(K2&K3)	1(K3)	2(K3&K3)	1(K4)
IV	CLO 4	Up to K4	2(K2&K3)	1(K3)	2 (K4&K4)	1(K4)
V	CLO 5	Up to K3	2(K1&K2)	1(K2)	2(K3&K3)	1(K3)
No. of Questions to be asked			10	5	10	5
No. of Questions to be answered			10	5	5	3
Marks for each question			1	2	5	10
Total Marks for each Section			10	10	25	30

K1- Remembering and recalling facts with specific answers

K2 – Basic understanding of facts and stating main ideas with general answers

K3 – Application oriented – solving problems

K4- Examining, analyzing, presentation and make inference with evidences.

**Distribution of Marks with K Level for Summative Examination
(75 marks without choice)**

K Levels	Section A (MCQs) No choice	Section B (Short Answers) No choice	Section C (Either/Or Choice)	Section D (Open Choice)	Total Marks	% of Total Marks	Consolidated %
K1	3	2	-	10	15	12.5	13
K2	5	4	20	-	29	24	24
K3	2	4	20	20	46	38.33	38
K4	-	-	10	20	30	25	25
Total	10	10	50	50	120	100	100

Lesson Plan

Unit	Course Content	Hours	Mode of Teaching
I	Multimedia in use: Introduction to multimedia - Element of Multimedia systems – Need for a Multimedia.	5	Chalk&Talk, Exercise, Quiz, seminar
	System components – Converging technology – Functions and subsystems.	5	
	Input - development – Output.	5	
II	Multimedia platforms: Personal Computer for Multimedia Today.	5	Chalk&Talk, Exercise, Quiz, seminar
	Multimedia hardware – System software - development tools	5	
	Developing applications – Commercial tools – Authoring tools – Role of script.	5	
III	Image: Image and application – image capture – image compression – text conversion – Vectorisation.	5	Chalk&Talk, Exercise, Quiz, seminar
	Image Compression – standards for encoding and compressing images – Audio – Audio Applications – Audio capture.	5	
	Music on computer – voice on computer – Compression - standards - Video - Video applications – Video capture – compression and standards.	5	
IV	Storage system for multimedia: Magnetic media – Optical media – CD Specification.	5	Chalk&Talk, Exercise, Quiz, seminar
	Communications - Local area Networks – New Options for Multimedia LAN's.	5	
	Wide area Network – Cable and Broadcast Communications.	5	
V	Multimedia in the Real World: Multimedia and the single User – Multimedia on Networks – Multimedia in Training.	5	Chalk&Talk, Exercise, Quiz, seminar
	Multimedia for Information and Sales – Point of Information Systems.	5	
	Point of Sales Systems – Operational Systems – High Quality Imaging Systems.	5	

Department of Commerce					I M.Com(CA)			
Semester	Category	Course Code	Course Title	Credit	Contact Hours/Week	CIA	Ext	Total
I	Core	21OPD1P	Programming in C++ Lab	4	6	40	60	100

Nature of the Course

Knowledge and skill Oriented	Employability Oriented	Entrepreneurship Oriented
✓		

Objectives:

1. Create a simple program using classes and objects
2. Understand the containment and inheritance in Object Oriented Programming
3. Explain the concept of Constructors and Destructors.
4. Develop the fundamental programming methodologies in Virtual Function and Polymorphism.
5. Practice the students to write C++ Programs of their own.

Unit	Content	Hrs	K-Level	CLO
I	C++ program illustrating Variable scope. C++ program illustrating Swapping integer values by reference. C++ program illustrating Checking whether the number is even or odd.	18	Upto K3	CLO1
II	C++ program illustrating inline functions. C++ program to Print Triangle of Stars C++ program to find Maximum of two numbers using Friend function. C++ program illustrating Copy constructor.	18	Upto K4	CLO2
III	Sorting of numbers and names using function overloading. C++ Program to Find Sum of Array Elements. C++ program to Print Table of any Number.	18	Upto K4	CLO3
IV	C++ program illustrating inheritance (Multiple, Multilevel, Hybrid) Program for Single Inheritance Program for Constructors and Destructors	18	Upto K4	CLO4
V	Number manipulation using operator overloading. C++ program illustrating Virtual classes & virtual functions.	18	Upto K4	CLO5

Book for Study:

1. Balagurusamy.E, *Object Oriented Programming with C++* , Fifth Edition, Tata McGraw Hill Publications New Delhi, 2019.

Books for Reference:

1. Ashok N.Kamthane , *Object Oriented Programming with Ansi C & Turbo C++*, Pearson Education ,New Delhi ,2018.
2. John R.Hubbard , *Programming with C++*, Tata McGraw Hill Publishing Company Private Limited , New Delhi,2017.
3. Radha Ganesan.P,*Programming with C++* , Scitech Publication Private Limited , Chennai , 2018.

4. Ravichandran.D, *Programming with C++*, Tata McGrawHill Publications, New Delhi, 2017.
5. Scott Meyers. *Effective C++*, Tata Pearson Company Private Limited, Third Edition, New Delhi, 2017.

Web References:

1. <https://www.cet.edu.in/>
2. <http://wavelino.coffeecup.com>
3. <https://fac.ksu.edu.sa/sites>
4. <http://people.cs.aau.dk/~torp/Teaching/E03/OOP/>

E-Books:

1. https://www.google.co.in/books/edition/A_Complete_Guide_to_Programming_in_C++/-yhuY0Wg_QcC?hl=en&gbpv=1&dq=c%2B%2B+e+books&printsec=frontcover
2. https://www.google.co.in/books/edition/The_C++_Programming_Language/q7fomH9IOU8C?hl=en&gbpv=1&dq=c%2B%2B+e+books&printsec=frontcover

Pedagogy

Projector Demonstration and Practical sessions.

Rationale for Nature of Course: Can be professionals by acquiring knowledge on C++ and able to create own Programming.

Activities to be given

1. Train the students to create their own C++ programs.
2. Assignments in important areas.

Course learning Outcome (CLOs)

On completion of the course, behind the students would be able to:

CLOs	Course Outcomes	Knowledge
CLO1	Understand to Examine the Basic Concepts of Object Oriented Programming and its features	Up to K3
CLO2	Identify how Functions, Classes and Objects in C++	Up to K4
CLO3	Apply the Knowledge to Develop C++ Programs by implementing Constructor, Destructor and Overloading Concepts	Up to K4
CLO4	Analyze to Construct C++ Programs using Inheritance	Up to K4
CLO5	Understand the concept of Polymorphism and Virtual Functions	Up to K4

K1- Remembering facts with specific answers

K2- Basic understanding of facts.

K3- Application oriented

K4- Analyzing, examining and making presentations with evidences.

Mapping of Course Learning Outcomes(CLOs) with Programme Outcomes(POs)

	PO1	PO2	PO3	PO4	PO5	PO6
CLO 1	3	2	3	2	2	2
CLO 2	3	3	2	3	2	3
CLO 3	2	3	2	3	2	2
CLO 4	3	2	2	2	2	3
CLO 5	2	3	3	2	2	2

1 – Basic Level**2 – Intermediate Level****3- Advance Level****Lesson Plan**

UNIT	Topics to be Covered	Hours	Mode
I	C++ program illustrating Variable scope.	6	Demo & Practical Session
	C++ program illustrating Swapping integer values by reference.	6	
	C++ program illustrating Checking whether the number is even or odd.	6	
II	C++ program illustrating inline functions.	6	Demo & Practical Session
	C++ program to find Maximum of two numbers using Friend function.	6	
	C++ program illustrating Copy constructor.	6	
III	Sorting of numbers and names using function overloading.	6	Demo & Practical Session
	C++ Program to Find Sum of Array Elements.	6	
	C++ program to Print Table of any Number.	6	
IV	C++ program illustrating inheritance (Multiple, Multilevel, Hybrid)	6	Demo & Practical Session
	Program for Single Inheritance	6	
	Program for Constructors and Destructors	6	
V	C++ program to Print Triangle of Stars	6	Demo & Practical Session
	Number manipulation using operator overloading.	6	
	C++ program illustrating Virtual classes & virtual functions.	6	

Department of Commerce					I M.Com(CA)			
Sem	Category	Course Code	Course Title	Credit	Contact Hours/Week	CIA	Ext	Total
I	NME-1	21OPDNM1	Internet and its Applications	2	2	25	75	100

Nature of the Course

Knowledge and skill Oriented	Employability Oriented	Entrepreneurship Oriented
✓		

Course Objectives

1. Explore the basics of the Internet
2. Able to browse Internet using search engines
3. Learn how to download files multiplefiles.
4. Study about various types of Protocols
5. Send and receive emails through an email account and store and retrieve addresses from the address book

Unit	Course Contents	Hours	K level	CLOs
I	Internet: An Introduction- Types of Internet Connections: Mobile-WIFI Hotspot-Dial Up-Broad band-DSL-Cable-Satellite-ISDN.	6	Up toK2	CLO1
II	Internet/Web Browsing: Introduction-What is a browser?-Types of Browser: Google Chrome-Mozilla Firefox-Opera.	6	Up toK3	CLO2
III	Internet Addressing: What is Internet Addressing?-IP Address-Domain Name-Uniform Resource Locator.	6	Up toK3	CLO3
IV	Internet Protocols: Transmission Control Protocol/ Internet Protocol-File Transfer Protocol-Hyper Text Transfer Protocol.	6	Up toK2	CLO4
V	E-Mail: Introduction-E-mail Messages-Finding E-mail Address Advantages and Disadvantages-E-mail Security.	6	Up toK4	CLO5

Book for Study

Alexis Leon, Mathews Leon, *Internet for Everyone*, Leon Tech world, Vikas Publishing House Pvt Ltd, New Delhi, 2019.

Books for Reference

1. Douglas E. Comer, *The Internet III Edition*, Pearson Education Ltd, New Delhi, 2015
2. Raj Kamal, *Internet and Web Technologies*. Tata Mc Graw Hill Education Pvt. Ltd, New Delhi, 2015.
3. Dr. Vaka Murali Mohan, S. Pratap Singh, *The Modern Approach to Web Technologies*, Scitech Publications (India) Pvt Ltd, 2014.
4. Harley Hahn, *The Internet Complete Reference*, Tata McGraw Hill Publications, New Delhi, 2000

Web Resources

1. <https://www.encyclopedia.com/computing/news-wires-white-papers-and-books/internet-applications>

2. http://oer.nios.ac.in/wiki/oer/ictapplication/internetanditsusage/internet_applications_and_services.html

E-Books:

1. <http://www.freebookcentre.net/Networking/Free-Internet-Books-Download.html>
2. <https://pdfroom.com/books/the-internet-book-everything-you-need-to-know-about-computer-networking-and-how-the-internet-works/wW5mwnP4gYo>

Pedagogy: Chalk and Talk, Materials, PPT, Assignment, Seminar and Demonstration.

Rationale for nature of Course: Students can able to use Internet frequently and can apply in many internet applications in various ways.

Activities to be given

1. The students can identify the different types of browsers by browsing various types of information with its speed.
2. Create their own E-mail ID and can apply the security features..

Course Learning Outcome (CLOs)

On completion of the course, behind the students would be able to:

CLOs	Course Learning Outcomes	Knowledge Level (According to Blooms Taxonomy)
CLO 1	Know how the Internet Connection is made and Learn the Internet service features.	UptoK2
CLO 2	Learn about browser and its types.	UptoK3
CLO 3	Internet Addressing with Domain name and URL.	UptoK3
CLO 4	Study Internet protocol with IP Address.	UptoK2
CLO 5	Understand about E-mail and finding E-mail Address.	UptoK4

K1- Remembering facts with specific answers

K2- Basic understanding of facts.

K3- Application oriented

K4- Analyzing, examining, and making presentations with evidences.

Mapping of Course Learning Outcomes (CLOs) with Programme Outcomes (POs)

CLOs / POs	PO1	PO2	PO3	PO4	PO5	PO6
CLO 1	2	2	2	2	2	1
CLO 2	3	2	3	3	2	2
CLO 3	2	3	3	2	3	2
CLO 4	2	2	2	3	2	3
CLO 5	2	2	3	2	2	2

1- Basic Level

2- Intermediate Level

3- Advance Level

Continuous Internal Assessment (CIA) - Blueprint
Articulate mapping –K Levels with course learning outcomes (CLOs)

CIA Test (25 marks)

Units	CLOs	K-level	Section A MCQs No Choice		Section B Short Answer No Choice		Section C Either / or choice	Section D Open Choice
			No. of Questions	K-Level	No. of Questions	K-Level	No. of Questions	K-Level
1	CLO 1	Up to K2	1	K2	-	-	-	-
2	CLO 2	Up to K3	1	K3	-	-	-	1(K3)
3	CLO 3	Up to K3	1	K1	1	K2	-	-
4	CLO 4	Up to K2	1	K2	1	K1	-	1(K2)
5	CLO 5	Up to K4	-	-	1	K1	2(K4&K4)	-
No. of Questions to be asked			4		3		2	2
No. of Questions to be Answered			4		3		1	1
Marks for each question			1		2		5	10
Total Marks for each Section			4		6		5	10

Distribution of Marks with K Levels CIA Test

K-Levels	Section A MCQs No Choice	Section B (Short Answer) No Choice	Section C (Either/Or Choice)	Section D (Open Choice)	Total marks	% of Total Marks
K1	1	4	-	-	5	13
K2	1	2	-	10	13	32
K3	2	-	-	10	12	30
K4	-	-	10	-	10	25
Total marks	4	6	10	20	40	100

Summative Examination-Blueprint (75 marks)
Articulation Mapping–K Levels with Course Learning Outcomes(CLOs)

Units	CLOs	K-level	Section A MCQs No Choice		Section B Short Answers No Choice		Section C (Either/or Choice)	Section D (Either/or Choice)
			No. of Questions	K-Level	No. of Questions	K-Level	(Either/or Choice)	(Open Choice)
1	CLO 1	Up to K2	2	K1& K2	1	K2	2(K2 & K2)	1(K1)
2	CLO 2	Up to K3	2	K2& K3	1	K3	2(K3& K3)	1(K3)
3	CLO 3	Up to K3	2	K2& K2	1	K1	2(K1 & K1)	1(K2)
4	CLO 4	Up to K2	2	K1& K2	1	K2	2(K2 & K2)	1(K2)
5	CLO 5	Up to K4	2	K2& K4	1	K2	2(K4& K4)	1(K4)
No. of Questions to be asked			10		5		10	5
No. of Questions to be answered			10		5		5	3
Marks for each question			1		2		5	10
Total Marks for each Section			10		10		25	30

K1- Remembering and recalling facts with specific answers

K2 – Basic understanding of facts and stating main ideas with general answers

K3 – Application oriented – solving problems

K4 - Examining, analyzing, presentation and make inference with evidences.

Distribution of Marks with K Level for Summative Examination

K Levels	Section A (No choice)	Section B (No choice)	Section C (Either/ or)	Section D (Open choice)	Total marks	% of marks without choice	Consolidated
K1	2	2	10	10	24	20	20
K2	6	6	20	20	52	43.33	43
K3	1	2	10	10	23	19.16	19
K4	1	-	10	10	21	17.5	18
Total Marks	10	10	50	50	120	100	100

LessonPlan

Unit	CourseContent	Hours	Mode of Teaching
I	Internet: An Introduction-Internet Access/Dial-up connection.	3	Chalk & Talk, PPTs, Assignment
	Internet: Internet Service features.	3	
II	Internet/Web Browsing: Introduction-What is a browser?	3	Chalk & Talk, PPTs, Assignment
	Internet/Web Browsing: Microsoft Internet Explorer-Netscape Navigator.	3	
III	Internet Addressing: What is Internet Addressing?-IP Address	3	Chalk & Talk, PPTs, Assignment
	Internet Addressing: Domain Name-Uniform Resource Locator.	3	
IV	Internet Protocols: Transmission Control Protocol/ Internet Protocol.	3	Chalk & Talk, PPTs, Assignment
	Internet Protocols: File Transfer Protocol-Hyper Text Transfer Protocol.	3	
V	E-Mail: Introduction-E-mail Messages.	3	Chalk & Talk, PPTs, Assignment
	E-Mail: Finding E-mail Address-Advantages and Disadvantages.	3	

Department of Commerce					I M.Com(CA)			
Sem	Category	Course Code	Course Title	Credits	Contact Hours/week	CIA	Ext	Total
II	Core	21OPD21	Advanced Business Statistics	4	6	25	75	100

Nature of Course		
Knowledge and Skill Oriented	Employability Oriented	Entrepreneurship oriented
√		

Course Objectives

1. To enable the students to apply Statistical Techniques in decision making.
2. To demonstrate knowledge of probability and the standard statistical distributions
3. To study relationship between different facts
4. To make familiarity with statistical methods to carry out in the business and academic environment
5. To assist the students to conduct a Statistical investigation.

Units	Course Contents	Hours	K Level	CLOs
I	Business Statistics- Introduction- Measures of Central Tendency- Mean- Median – Mode – Geometric Mean – Harmonic Mean	18	Up to K3	CLO1
II	Correlation: Meaning - Scatter Diagram - Karl Pearson's Coefficient - Rank Correlation – Simple and Multiple Correlation. Regression: Estimating simple and multiple regression equations – Time Series - Moving Average Method and Trend value Method.	18	Up to K3	CLO2
III	Test of Hypotheses: Procedure of testing hypotheses, standard Error & sampling distribution – Estimation – Test of significance for large sample – Test of significance for a small sample	18	Up to K4	CLO3
IV	Parametric test: F Test – Application of F-Test – Analysis of Variance(ANOVA) – Assumptions– Technique – One way classification model – Two way classification model.	18	Up to K4	CLO4
V	Non Parametric test - Chi-square Test – Definition – Chi-square distribution – Conditions for applying chi-square test – Uses – Limitations – Awareness of applying tools in Statistical Package for the Social Science (SPSS)	18	Up to K3	CLO5

Note: The question paper should cover 80% problems and 20% theory.

Book for study:

Gupta S.P. - *Statistical Methods*, Sultan Chand and Sons, New Delhi, 2019

Books for Reference:

1. Sharma.J.K., *Business Statistics*, Vikas Publishing house pvt, Ltd., Noida, 2014.
Alagar.K, *Business Statistics*, TataMcGrawHill, New Delhi, 2009.
2. Anju Kandelwal, *Business Statistics*, New Age International Publications, New Delhi, 2011.
3. Manokaran.M, *Statistical Methods*, Palani Paramount, Palani, 2010.
4. Pillai R.S.N & Bagavathy V, *Statistics Theory & Practice*, S.chand & co, New Delhi, 2013

Web References :

1. <https://www.ncbi.nlm.nih.gov/pmc/articles/PMC374386/>
2. <https://www.toppr.com/guides/fundamentals-of-business-mathematics-and-statistics/theoretical-distribution/theoretical-distribution>
3. <https://www.statisticshowto.com/>
4. <https://blog.minitab.com/en/adventures-in-statistics-2/understanding-analysis-of-variance-anova-and-the-f-test>

E-Books:

1. <https://www.free-ebooks.net/business-textbooks/Basic-Business-Statistics>
2. <https://www.free-ebooks.net/mathematics-textbooks/Principles-of-Business-Statistics>
3. <https://web.stanford.edu/~hastie/ElemStatLearn/index.html>

Pedagogy: Chalk & Talk, Quiz, Brain Storming Activity. Assignment, Seminar

Rationale for nature of Course: Can be a Statistician and Business Analyst

Activities to be given

1. Allocate the students to practiced statistical tools in SPSS package
2. Train the students for applying tools in Research papers and presented in seminars.

Course learning Outcome (CLOs)

On completion of the course, behind the students will be able to:

CLOs	Course Learning Outcomes	Knowledge Level (According to Blooms Taxnomy)
CLO1	Calculate and interpret measures of central tendency for a set of data	Up to K3
CLO2	Investigating the relationship between two quantitative variables	Up to K3
CLO3	Resolve the test of hypothesis	Up to K4
CLO4	Compute the Analysis of variance and F-test	Up to K4
CLO5	Examine the non-parametric test	Up to K3

K1- Remembering facts with specific answers

K2- Basic understanding of facts.

K3- Application oriented

K4- Analyzing, examining, presentation and make inference with evidences.

Mapping of Course Learning Outcomes (CLOs) with Programme Outcomes (POs)

	PO1	PO2	PO3	PO4	PO5	PO6
CLO1	3	2	3	3	2	2
CLO2	3	3	3	2	3	2
CLO3	3	2	2	3	3	2
CLO4	3	3	2	3	3	2
CLO5	3	2	3	2	2	3

1-Basic Level

2- Intermediate Level

3-Advance Level

Continuous Internal Assessment (CIA) - BluePrint

Articulation mapping –K Levels with course learning outcomes (CLOs)

CIA Test I (30 marks)

CIA	CLOs	K-Level	Section A MCQs No Choice		Section B Short Answer No Choice		Section C Either / or choice		Section D Open Choice	
			No of Questions	K-Level	No of Questions	K-Level	No of Questions	K-Level	No of Questions	K-Level
I	CLO1	Up to K2	4	2K1 & 2K2	3	2K1 & K2,	4	2K1 & 2K2	2	K2, K3
No of questions to be asked			4		3		4		2	
No of questions to be answered			4		3		2		1	
Marks for each question			1		2		5		10	
Total marks for each section			4		6		10		10	

CIA Test II and III (60 marks)

II	CLO2	Up to K3	4	2K1 & 2K2	3	K1, K2 & K3	4	2K2 & 2K3	2	K2, K3
	CLO3	Up to K4	4	2K1 & 2K3	3	2K2 & K3	4	2K1 & 2K3	2	K2, K4
III	CLO4	Up to K4	4	K1, 2K2 & K3	3	2K2 & K3	4	2K2 & 2K4	2	K3, K4
	CLO5	Up to K3	4	K1, K2 & 2K3	3	K1, K2 & K3	4	2K1 & 2K3	2	K2, K3
No of questions to be asked			8		6		8		4	
No of questions to be answered			8		6		4		2	
Marks for each question			1		2		5		10	
Total marks for each section			8		12		20		20	

Distribution of Marks with K Levels CIAI, CIAII and CIA III

CIA	KLevels	Section A MCQ No Choice	Section B (ShortAns wer) No Choice	Section C (Either/Or Choice)	Section D(OpenCh oice)	Total Marks	% ofTotal Marks
I	K1	2	4	10	-	16	32%
	K2	2	2	10	10	24	48%
	K3	--	-	-	10	10	20%
	Marks	4	6	20	20	50	100%
II	K1	4	2	10	-	16	16%
	K2	2	6	10	20	38	38%
	K3	2	4	20	10	36	36%
	K4	-	-	-	10	10	10%
	Marks	8	12	40	40	100	100
III	K1	2	2	10	-	14	14%
	K2	3	6	10	10	29	29%
	K3	3	4	10	20	37	37%
	K4	-	-	10	10	20	20%
	Mark s	8	12	40	40	100	100

Summative Examination-Blueprint (75 marks)

Articulation Mapping–K Levels with Course Learning Outcomes(CLOs)

Units	CLOs	K-Level	SectionA MC Qs No Choice	SectionB Sho rtAns wers No Choice	Section C(Either/or Choice)	SectionD (Open Choice)
I	CLO 1	Up to K3	2(K1&K2)	1(K2)	2(K1&K1)	1(K3)
II	CLO 2	Up to K3	2(K1&K2)	1(K3)	2(K2&K2)	1(K3)
III	CLO 3	Up to K4	2(K1&K2)	1(K2)	2(K3&K3)	1(K4)
IV	CLO 4	Up to K4	2(K1&K2)	1(K3)	2 (K4&K4)	1(K4)
V	CLO 5	Up to K3	2(K1&K3)	1(K1)	2(K2&K2)	1(K3)
No.ofQuestionsto beasked			10	5	10	5
No.ofQuestionstobeanswered			10	5	5	3
Marksforeachquestion			1	2	5	10
TotalMarksforeach Section			10	10	25	30

K1- Remembering and recalling facts with specific answers

K2 – Basic understanding of facts and stating main ideas with general answers

K3 – Application oriented – solving problems

K4 - Analyzing, examining presentation and make inference with evidences.

Distribution of Marks with K Level for Summative Examination

KLevels	Section A(MCQs) No choice	Section B(Short Answers) No choice	SectionC(Either/OrChoice)	Section D(OpenChoice)	Total Marks	% ofTotal Marks	Consolidated %
K1	5	2	10	-	17	14.16	14
K2	4	4	20	-	28	23.33	23
K3	1	4	10	30	45	37.5	38
K4	-	-	10	20	30	25	25
Total	10	10	50	50	120	100	100

Lesson Plan

Units	Course Content	Hours	Mode of Teaching
I	Business Statistics – Introduction - Measures of central tendency- Mean – median	9	Chalk &Talk, Quiz, Exercise
	Measures of central tendency- Mode- Harmonic mean – Geometric mean	9	
II	Correlation: Meaning - Scatter Diagram - Karl Pearson's Coefficient - Rank Correlation – Simple and Multiple Correlation.	6	Chalk &Talk, Quiz, Exercise
	Regression: Estimating simple and multiple regression equations	6	
	Time Series - Moving Average Method and Trend value Method	6	
III	Test of Hypotheses: Procedure of testing hypotheses, standard Error & sampling distribution – Estimation	6	Chalk &Talk, Exercise, Quiz
	Test of significance for large sample	6	
	Test of significance for a small sample	6	
IV	Parametric test: F Test – Application of F-Test	9	Chalk & Talk, Exercise, Quiz, seminar
	Analysis of Variance (ANOVA) – Assumptions – Technique One way classification model – Two way classification model.	9	
V	Non Parametric test - Chi-square Test – Definition – Conditions for applying chi-square Chi-square distribution – Uses – Limitations	9	Chalk & Talk, Exercise Quiz Assignment, seminar
	Awareness of applying tools in Statistical Package for the Social Science (SPSS)	9	

Department of Commerce					I M.Com(CA)			
Sem	Category	Course Code	Course Title	Credit	Contact Hours/Week	CIA	Ext	Total
II	Core	21OPD22	Cost and Management Accounting	4	6	25	75	100

Nature of the Course		
Knowledge and skill Oriented	Employability Oriented	Entrepreneurship Oriented
√	√	

Course Objective:

- To understand the various concepts, methods of costing, techniques and Management accounting with their application in business.
- To know the application of Process Costing.
- To identify the financial statements analysis.
- To understand knowledge of Marginal Costing, break even analysis and budgets.
- To analyse standard Costing and Variances.

Unit	Course contents	Hours	K Level	CLO
I	Cost and Management accounting – Objectives – Importance – Cost classification – Distinction between Financial Accounting, Cost Accounting and Management Accounting – Preparation of Cost sheet.	18	Upto K2	CLO1
II	Process costing- Application of Process costing – Process Losses – Abnormal Gain and Abnormal Loss - equivalent production.	18	Upto K2	CLO2
III	Financial statement Analysis: Accounting ratios - Fund flow and cash flow statement (As per AS3).	18	Upto K3	CLO3
IV	Marginal Costing and Break-even Analysis – Application of Marginal Costing for Managerial decisions - Budgets and Budgetary control – Preparation of budgets – Production, Sales, Cash and Flexible Budgets – Responsibility Accounting (Theory only)	18	Upto K4	CLO4
V	Standard Costing: Analysis of Variances – Computation of variances – material Cost Variances – Labour variances – Overhead variances – variable Overhead variances – Fixed Overhead variances – Sales Variances – Idle variances.	18	Upto K4	CLO5

Note:The question paper should cover 80% problems and 20% theory.

Book for Study:

Reddy.T.S , Hariprasad Reddy .Y ,Cost & Management Accounting .Margham Publications ,Chennai ,2014.

Book for Reference :

1. Murthy.A ,Gurusamy.S , Cost Accounting ,TATA Mc.Graw-Hill Publications New Delhi ,2014.
- 2.Iyengar. S.P., Sultan Chand & Son, Advanced Cost Accounting , New Delhi ,2015.
- 3.Jain.S.P&narang.K.L, Cost & Management Accounting, Kalyani Publishers, New Delhi, 2016.
- 4.Maheswari. S.N, Sultan Chand & Sons , Principles of Management Accounting , New Delhi, 2014.

5. Pillai R.S.N & Baghavathy, Management Accounting S.Chand & company Limited, New Delhi, 2012.
 Reddy.T.S, Hari Prasad Reddy .Y, Management Accounting .Margham Publications, Chennai, 2014.

Web References:

- https://www.icsi.edu/WebModules/Publications/FULL_BOOK_PP-CMA-2017-JULY_4.pdf
- <https://www.ddegjust.ac.in/studymaterial/mcom/mc-105.pdf>
- https://static.careers360.mobi/media/uploads/froala_editor/files/Introduction-to-Cost-and-Management-Accounting.pdf
- https://icmai.in/upload/Students/Syllabus-2008/StudyMaterial/Cost_Mgmt_Ac.pdf

E-BOOK:

- <https://www.amazon.in/Cost-Management-Accounting-Mohammad-Hanif-ebook/dp/B07X1LDXRV>
- <https://www.worldcat.org/title/cost-and-management-accounting/oclc/700691223>

Pedagogy :

Chalk and Talk, Quiz, Assignment, Brain Storming Activity, Seminar.

Rationale:

Understand the cost and management accounting techniques for evaluation.

Activities to be given:

- The primary function of management is to decide about the future course.
- Assignment on AS with suitable examples.
- Preparing the students to appear professional courses by giving Advanced Exercises and workout problems on relevant accounts

Course Learning Outcomes(CLOs)

On completion of the course, behind the students would be able to:

CLOs	Course Outcomes	Knowledge Level(According to Blooms Taxonomy)
CLO1	Preparation of cost sheet	Up to K2
CLO2	Prepare the process costing and to know Abnormal gain and Abnormal loss	Up to K2
CLO3	Resolve the analyze the cash flow and fund flow statement	Up to K3
CLO4	Compute the Marginal cost and Break-Even Analysis (BEA)	Up to K4
CLO5	Understand the Standard costing technique.	Up to K4

Mapping of Course Outcomes(CLOs)with Programme Outcomes (Pos)

	PO 1	PO 2	PO 3	PO 4	PO 5	PO 6
CLO1	1	2	2	3	3	2
CLO2	2	2	2	2	2	3
CLO3	3	2	3	3	3	3
CLO4	2	3	3	2	3	2
CLO5	3	3	3	2	2	3
	11	12	13	12	13	13

1- Basic level

2- Intermediate Level

3- Advance Level

Continuous Internal Assessment (CIA)-BluePrint
Articulation Mapping–K Levels with Course Learning Outcomes(CLOs)

CIA Test I (30 marks)										
CIA	CLOs	K-Level	Section A MCQ No Choice		Section B Short Answers No Choice		Section C Either/or choice		Section D Open Choice	
			No. of Questions	K Level	No.of Questions	K Level	No.of Questions	K Level	No.of Questions	K Level
I	CLO1	Up to K2	4	2K1 & 2K2	3	K1,K2,K2	4	2K1 & 2K2	2	K1, K2
No of questions to be asked			4		3		4		2	
No of questions to be answered			4		3		2		1	
Marks for each question			1		2		5		10	
Total marks for each section			4		6		10		10	
CIA Test II and III (60 marks)										
II	CLO2	Up to K2	4	2K1 & 2K2	3	K1, 2K2	4	2K1 & 2K2	2	K1, K2
	CLO3	Up to K3	4	2K1&2K2	3	K1, 2K2	4	2K2 & 2K3	2	K2, K3
III	CLO4	Up to K3	4	K1,K2 & 2K3	3	K1,K2,K3	4	2K2 & 2K3	2	K2, K3
	CLO5	Up to K4	4	2K1,2K2	3	K1,K2,K3	4	2K2 & 2 K3	2	K1, K4
No of questions to be asked			8		6		8		4	
No of questions to be answered			8		6		4		2	
Marks for each question			1		2		5		10	
Total marks for each section			8		12		20		20	

Distribution of Marks with K Levels CIA I, CIA II and CIA III

CIA	KLevels	Section A MCQ	Section B (Short Answer Questions)	Section C (Either/Or Choice)	Section D (Open Choice)	Total Marks	% of(Marks without choice)
I	K1	2	2	10	10	24	48%
	K2	2	4	10	10	26	52%
	Marks	4	6	20	20	50	100
II	K1	4	4	-	10	18	18%
	K2	4	4	20	20	48	48%
	K3	-	4	20	10	34	34%
	Marks	8	12	40	40	100	100
III	K1	3	4	-	10	17	17%
	K2	3	4	20	10	37	37%
	K3	2	4	20	10	36	36%
	K4	-	-	-	10	10	10%
	Marks	8	12	40	40	100	100

Summative Examination – Blue Print

Articulation Mapping–K Levels with Course Learning Outcomes(CLOs)

Units	CLOs	K-Level	Section A MCQs	Section B Short Answers	Section C (Either/ or Choice)	Section D (Open Choice)
I	CLO 1	Up to K2	2(K1&K2)	1(K2)	2(K1&K2)	1(K2)
II	CLO 2	Up to K3	2(K1&K2)	1(K2)	2(K1&K2)	1(K2)
III	CLO 3	Up to K3	2(K2&K3)	1(K3)	2(K2&K3)	1(K3)
IV	CLO 4	Up to K3	2(K1&K2)	1(K3)	2(K2&K3)	1(K3)
V	CLO 5	Up to K3	2(K2&K3)	1(K2)	2(K2&K3)	1(K3)
No. of Questions to be asked			10	5	10	5
No. of Questions to be answered			10	5	5	3
Marks for each question			1	2	5	10
Total Marks for each Section			10	10	25	30

K1- Remembering and recalling facts with specific answers

K2 – Basic understanding of facts and stating main ideas with general answers

K3 – Application oriented – solving problems

K4- Analyzing, examining and making presentations with evidences

Distribution of Marks with K Level for Summative Examination

KLevels	Section A(Multiple Choice Questions)	Section B(Short Answer Questions)	Section C (Either/Or Choice)	Section D(Open Choice)	Total Marks	% of(Marks without choice)	Consolidated % all
K1	2	2	10	-	14	11.66	12
K2	4	4	20	20	48	40	40
K3	3	4	10	10	27	22.5	23
K4	1	-	10	20	31	25.43	25
K5	-	-	-	-	-	-	-
Total	10	10	50	50	120	100	100

Lesson Plan

Unit	Course content	Hours	Mode of Teaching
I	Cost and Management accounting – Objectives – Importance – Cost classification – Distinction between Financial Accounting, Cost Accounting and Management Accounting – Preparation of Cost sheet.	18	Chalk& talk, PPTs,Quiz, Exercise
II	Process costing- Application of Process costing – Process Losses – Abnormal Gain and Abnormal Loss - equivalent production.	18	Chalk & talk, PPTs,Quiz, Exercise
III	Financial statement Analysis: Accounting ratios - Fund flow and cash flow statement (As per AS3).	18	Chalk & talk, PPTs,Quiz, Exercise
IV	Marginal Costing and Break-Even Analysis – Application of Marginal Costing for Managerial decisions - Budgets and Budgetary control – Preparation of budgets –Production, Sales, Cash and Flexible Budgets – Responsibility Accounting (Theory only)	18	Chalk & talk, PPTs,Quiz, Exercise, Seminar, Assignment
V	Standard Costing: Analysis of Variances – Computation of variances – material Cost Variances – Labour variances – Overhead variances – variable Overhead variances – Fixed Overhead variances – Sales Variances – Idle variances.	18	Chalk & talk, Posts,Quiz, Exercise, Seminar

Department of Commerce					I M.Com(CA)			
Sem	Category	Course Code	Course Title	Credits	Contact Hours/week	CIA	Ext	Total
II	Core	21OPD23	Human Resource Management	4	5	25	75	100

Nature of Course		
Knowledge and Skill Oriented	Employability Oriented	Entrepreneurship oriented
√		

Course Objectives:

1. To familiarize the students with the human resource management processes.
2. To understand the importance of Human Resource Management in meeting the challenging requirements of highly skilled and competent human resources due to Globalization.
3. To enable teach various aspect of Human development related issues.
4. To furnish the various job-related aspects.
5. To evaluate the quality aspect of Human resource

Units	Course Contents	Hours	K Level	CLO
I	Human Resource Management- Definitions - Nature and Scope of Human Resource Management - Human Resource Planning- Importance – Objectives – Process.	15	Up to K2	CLO1
II	Recruitment and Selection: Recruitment Policy – Sources – Methods – Selection Procedure – Scientific Selection - Career Development – Benefits– Transfer Policy and Procedure – Grievance and Redressal Procedures	15	Up to K3	CLO2
III	Training and Development: Principles of Training – Methods of Training – On the Job training – Off the Job training - Placement & Induction	15	Up to K4	CLO3
IV	Performance Appraisal: Need – Purpose and Use of Performance Appraisal – Steps in Performance Appraisal – Traditional Vs Modern Methods of Performance Appraisal – Evaluation of performance analysis - Performance Appraisal based on MBO system – Managerial Appraisal – Managerial Ethics in Performance Appraisal.	15	Up to K4	CLO4
V	Grievance and Redressal Procedures - Green Human Resource Management - Audit – International Human Resource Management – Managing Human Resource in Virtual Organizations	15	Up to K3	CLO5

Note: The Questions should be asked in 100 % for theory

Book for Study:

1. Gupta.C.B, Human Resource Management , Sixth Edition 2013, McGraw Hill Education(India) Pvt. Ltd., New Delhi.

Books for Reference

- 1.Saiyadin, *Human Resource Management*, MCGraw Mill Publications, New Delhi, 2020

- 2.k.Aswathappa, *Human Resource Management* MCGraw Mill Publications New Delhi, 2020.
 3.SubbaRao.P, *Essential of Human Resource Management*, Fifth Revised Edition 2013
 Himalaya Publishing House New Delhi.
 4. ShashiK.Gupta& Rosy Joshi, *Human Resource Management*, Kalyani Publishers, Ludhiana, 2012.

Web References

1. <http://hr-managementslides.com/>
2. <https://www.scribd.com/presentation/74223459/Hrm-India-Ppt>
3. <https://www.oxfordhandbooks.com/view/10.1093/oxfordhb/9780199547029.001.0001/oxfordhb>
4. <https://www.citehr.com/58103-principles-hr-management-ppt-download.html>

E-Books:

1. <https://open.umn.edu/opentextbooks/textbooks/71>
2. https://www.academia.edu/31368081/E_BOOK_ON_HUMAN_RESOURCE_MANAGEMENT_HRM_pdf
3. https://www.opentextbooks.org.hk/system/files/export/32/32088/pdf/Human_Resource_Management_32088.pdf

Pedagogy: Chalk and Talk, Seminar, Quiz, Assignment.

Rationale for nature of Course: HRM provided to career in students for all aspect's organization

Activities to be given

1. To provide assignment and group discussion.
2. To practice for self management effective team work.

Course learning Outcome (CLOs)

On completion of the course, behind the students will be able to:

CLOs	Course learning Outcome	Knowledge Level (According to Blooms Taxnomy)
CLO1	To understand the nature & scope of Human Resource Management.	Up to K2
CLO2	Differentiate Grievance and Redressal Procedures nature of Training.	Up to K3
CLO3	To analyze the Performance Appraisal based on MBO system.	Up to K4
CLO4	Remembering the points in Quality of working life and Management of Stress.	Up to K4
CLO5	Students gain the knowledge of Human Resource Management Research and Audit.	Up to K3

Mapping of Course Learning Outcomes (CLOs) with Programme Outcomes (Pos)

	PO 1	PO 2	PO3	PO4	PO5	PO6
CLO1	1	2	2	3	3	2
CLO2	2	3	2	2	3	2
CLO3	3	3	2	2	3	2
CLO4	3	3	3	2	2	1
CLO5	2	1	3	3	2	2

1- Basic level

2-Intermediate level

3-Advance Level

ContinuousInternalAssessment (CIA) - BluePrint
Articulation mapping –K Levels with course learning outcomes (CLOs)

CIA Test I (30 marks)

CIA	CLOs	K-Level	Section A MCQs No Choice		Section B Short Answers NO Choice		Section C (Either/Or Choice)		Section D (OpenChoice e)	
			No.of Questions	K Level	No.of Questions	K Level	No.of Questions	K Level	No.of Questions	K Level
I	CLO1	Up to K2	4	2K1& 2K2	3	2K1& K2	4	2K1& 2K2	2	K1, K2
No of questions to be asked			4		3		4		2	
No of questions to be answered			4		3		2		1	
Marks for each question			1		2		5		10	
Total marks for each section			4		6		10		10	
CIA Test II and III (60 marks)										
II	CLO2	UptoK3	4	K1, 2K2,&k3	3	K1, K2&,K3	4	2K1& 2K3	2	K2, K3
	CLO3	UptoK4	4	2K1,K2& K3	3	K1,K2&K3	4	2K3 &2K4	2	K3, K4
III	CLO4	UptoK4	4	2K1,K2& k3	3	K1,K2& K3	4	2K3 & 2K4	2	K3, K4
	CLO5	UptoK3	4	2K1,K2& K3	3	K1,K2& K3	4	2K2 & 2K3	2	K1, K3
No.ofQuestions to beasked			8		6		8		4	
No.ofQuestionstobe Answered			8		6		4		2	
Marksforeachquestion			1		2		5		10	
TotalMarksforeachsection			8		12		20		20	

Distribution of Marks with K Levels CIA I, CIA II and CIA III

CIA	KLevels	Section A MCQs No Choice	Section B (Short Answer) No Choice	Section C (Either/Or Choice)	Section D (Open Choice)	Total Marks	% of Total Marks
I	K1	2	4	10	10	26	52%
	K2	2	2	10	10	24	48%
	Marks	4	6	20	20	50	100%
II	K1	3	4	10	-	17	17%
	K2	3	4	-	10	17	17%
	K3	2	4	20	20	46	46%
	K4	-	-	10	10	20	20%
	Marks	8	12	40	40	100	100
	K1	4	4	-	10	18	18%
III	K2	2	4	10	-	16	16%
	K3	2	4	20	20	46	46%
	K4	-	-	10	10	20	20%
	Marks	8	12	40	40	100	100

Summative Examination-BluePrint (75 marks)

Articulation Mapping–K Levels with Course Learning Outcomes (CLOs)

Units	CLOs	K-Level	Section A MCQs	Section B Short Answers	Section C (Either/or Choice)	Section D (Open Choice)
I	CLO 1	Up to K2	2(K1&K1)	1(K1)	2(K1&K1)	1(K2)
II	CLO 2	Up to K3	2(K2&K2)	1(K1)	2(K2&K2)	1(K3)
III	CLO 3	Up to K4	2(K3&K3)	1(K2)	2(K3&K3)	1(K4)
IV	CLO 4	Up to K4	2(K3&K3)	1(K2)	2 (K4&K4)	1(K4)
V	CLO 5	Up to K3	2(K1&K1)	1(K3)	2(K3&K3)	1(K3)
No.of Questions to be asked			10	5	10	5
No.of Questions to be answered			10	5	5	3
Marks for each question			1	2	5	10
Total Marks for each Section			10	10	25	30

K1- Remembering and recalling facts with specific answers

K2 – Basic understanding of facts and stating main ideas with general answers

K3 – Application oriented – solving problems

K4- Examining, analyzing, presentation and make inference with evidences.

Distribution of Marks with K Level for Summative Examination

K Levels	Section A (MCQs)	Section B (Short Answer)	Section C (Either/Or Choice)	Section D (Open Choice)	Total Marks	% of total marks	Consolidated %
K1	4	4	10	-	18	15	15
K2	2	4	10	10	26	21.66	22
K3	4	2	20	20	46	38.33	38
K4	-	-	10	20	30	25	25
Total	10	10	50	50	120	100	100

Lesson Plan

Units	Course Content	Hours	Mode of Teaching
I	Human Resource Management- Nature and Scope of Human Resource Management	6	Chalk & Talk, PPTs, Quiz Exercise
	Human Resource Planning– Importance – Objectives – Process – Recruitment and Selection – Recruitment Policy – Sources – Methods	6	
	Selection Procedure – Scientific Selection – Placement & Induction	6	
II	Training and Development: Principles of Training – Methods of Training –On the Job training – Off the Job training - Career Development – Benefits– Transfer Policy and Procedure – Grievance and Redressal Procedures	9	Chalk & Talk, PPTs, Quiz Exercise
	Career Development – Benefits– Transfer Policy and Procedure – Grievance and Redressal Procedures	9	
III	Performance Appraisal: Need – Purpose and Use of Performance Appraisal – Steps in Performance Appraisal	6	Chalk & Talk, PPTs, Exercise, Quiz
	Traditional Vs Modern Methods of Performance Appraisal – Evaluation of performance analysis -	6	
	Performance Appraisal based on MBO system – Managerial Appraisal – Managerial Ethics in Performance Appraisal.	6	
IV	Trade union - Meaning – Principles – Essentials of a successful trade union	6	Chalk & Talk, Exercise PPTs, Quiz
	Features of Trade union-Strength and weaknesses of Trade union	6	
	Quality of working life - Management of Stress and burnout.	6	
V	Human Resource Accounting – Human Resource Information System –	6	Chalk & Talk, Exercise Quiz Assignment PPTs
	Human Resource Management Research and Audit	6	
	International Human Resource Management-Managing Human Resource in Virtual Organizations.	6	

Department of Commerce					I M.Com(CA)			
Semester	Category	Course Code	Course Title	Credits	Contact Hours/week	CIA	Ext	Total
II	Elective	21OPDE2A	Web Designing	4	5	25	75	100

Nature of Course

Knowledge and Skill Oriented	Employability Oriented	Entrepreneurship oriented
√		

Course Objectives

1. Understand the concept of Internet and Protocols.
2. Identify the language of the web: HTML and CSS.
3. Develop basic programming skills using Java script.
4. Learn the concept of XML and DTD in detail.
5. Develop skills in analyzing the usability of a website.

Unit	Course Contents	Hours	K level	CLO
I	Introduction: What is the Internet-History of the Internet – Internet Service and Accessibility-Uses of the Internet-Web Concepts. Internet Protocols: Introduction – Internet Protocols – Host Names- Internet Applications and Application Protocols.	15	Up to K2	CLO 1
II	HTML: Introduction-SGML-Outline of an HTML document-Head Section-Body section-HTML Forms.	15	Up to K4	CLO 2
III	Java Script: Introduction – Language Elements – Objects of JavaScript – Other Objects – Arrays.	15	Up to K3	CLO 3
IV	DHTML: Introduction-Cascading Style Sheet-DHTML document object model and Collections-Event handling-Filters and Transitions-Data Binding.	15	Up to K3	CLO 4
V	XML: Introduction-HTML Vs XML-Syntax of the XML document – XML Attributes-XML Validation-XML DTD-DTD Elements-DTD Attributes-DTD Entities-DTD Validation-XSL-XML Namespace-XML Schema.	15	Up to K3	CLO 5

Book for Study:

Gopalan.N.P, Akilandeswari.J, *Web Technology A Developer's Perspective*, PHI Learning Private Limited, New Delhi, 2017.

Book for Reference:

1. Alexis Leon and Mathews Leon, *Internet for Everyone*, UBS Publishers and Distributors, Chennai, 2016.
2. Chris Bates, *Web Programming-Building Internet Applications*, III Edition, Wiley-India, New Delhi.
3. Daniel Minots&EmmaMinots, *Web Commerce Technology Hand books*, Tata MC- Graw Hill Publications, New Delhi, 2012.

4. Harley Hahn, *The Internet Complete Reference*, Tata McGraw Hill Publications, New Delhi, 2012
5. Raj Kamal, *Internet and Web Technologies*. Tata Mc Graw Hill Education Pvt. Ltd, New Delhi, 2017.

Web References :

1. <http://mpbou.edu.in/slm/webdeenglish.pdf>
2. http://www.itdesk.info/Web_design-handbook.pdf
3. <http://www.2createawebsite.com/ebook/websitetutorial.pdf>
4. https://cat.xula.edu/tutorials/html/tutorial/html_tutorial.pdf

E-Books:

1. <https://si.sari-mutiara.ac.id/download/file/web-design-with-html-and-css-digital-classroom.pdf>
2. <https://freepdf-books.com/web-designing/>
3. <https://www.programming-book.com/web-designing/>
4. <https://www.journaldev.com/301/web-designing-tutorial-pdf-free-download>

Pedagogy: Chalk & Talk, Quiz, Brain Storming Activity. Assignment, Seminar

Rationale for Nature of Course: Become familiar with graphic design principles that relate to web design and learn how to implement theories into practice.

Activities to be given

1. Train the students to create their own Website.
2. Assignments in important areas.

Course Learning Outcomes(CLO):

On Completion of the course, behind the students would be able to:

CLO	Course Learning Outcomes	Knowledge
CLO1	Understand to the Basic Concepts Internet	Up to K2
CLO2	Be able to use the HTML programming language and Runs the page he/she has designed using HTML codes.	Up to K4
CLO3	Equip basic JavaScript.	Up to K3
CLO4	Develop CSS effectively to create well organized, styled web page using DHTML	Up to K3
CLO5	Learn the basics of creating XML documents, transforming XML documents, and validating XML documents	Up to K3

K1- Remembering facts with specific answers

K2- Basic understanding of facts.

K3- Application oriented

K4- Analyzing, examining and making presentations with evidences.

Mapping of Course Learning Outcomes (CLOs) with Programme Outcomes (POs)

	PO1	PO2	PO3	PO4	PO5	PO6
CLO 1	1	2	2	2	3	3
CLO 2	2	3	2	2	3	2
CLO 3	3	3	3	3	2	3
CLO 4	3	3	2	3	3	2
CLO 5	3	2	3	3	3	2

1 - Basic Level

2- Intermediate Level

3-Advanced Level

Continuous Internal Assessment (CIA) - BluePrint

Articulate mapping –K Levels with course learning outcomes (CLOs)

CIA Test I (30 marks)										
CIA	CLOs	K-Level	Section A MCQs No Choice		Section B Short Answer No Choice		Section C Either / or choice		Section D Open Choice	
			No of Questions	K-Level	No of Questions	K-Level	No of Questions	K-Level	No of Questions	K-Level
I	CLO1	Up to K2	4	2K1 & 2K2	3	2K1 & K2,	4	2K1 & 2K2	2	K1, K2
No of questions to be asked			4		3		4		2	
No of questions to be answered			4		3		2		1	
Marks for each question			1		2		5		10	
Total marks for each section			4		6		10		10	
CIA Test II and III (60 marks)										
II	CLO2	Up to K4	4	K1,2K2 & K3	3	2K2 & K3	4	2K2 & 2K4	2	K3, K4
	CLO3	Up to K3	4	2K1 & 2K3	3	2K2 & K3	4	2K1 & 2K3	2	K2, K3
III	CLO4	Up to K3	4	K1,2K2 & K3	3	2K2 & K3	4	2K2 & 2K3	2	K2, K3
	CLO5	Up to K3	4	K1, K2 & 2K3	3	K1, K2 & K3	4	2K1 & 2K3	2	K2, K3
No of questions to be asked			8		6		8		4	
No of questions to be answered			8		6		4		2	
Marks for each question			1		2		5		10	
Total marks for each section			8		12		20		20	

Distribution of Marks with K Levels CIAI, CIAII and CIA III

CIA	KLevels	Section A MCQ No Choice	Section B (ShortAns wer) No Choice	Section C (Either/Or Choice)	Section D(OpenCh oice)	Total Marks	% ofTotal Marks
I	K1	2	4	10	10	26	52%
	K2	2	2	10	10	24	48%
	Marks	4	6	20	20	50	100%
II	K1	3	-	10	10	23	23%
	K2	2	8	10	10	30	30%
	K3	3	4	10	10	27	27%
	K4	-	-	10	10	20	20%
	Marks	8	12	40	40	100	100
III	K1	2	2	10	-	14	14%
	K2	3	6	10	20	39	39%
	K3	3	4	20	20	47	47%
	Mark s	8	12	40	40	100	100

Summative Examination-Blueprint Articulation Mapping-
K Levels with Course Learning Outcomes(CLOs)

Units	CLOs	K-Level	Section AMC Qs No Choice	Section B Sho rtAnswers No Choice	Section C(Either/ orChoice)	Section D (Open Choice)
I	CLO 1	Up to K2	2(K1&K2)	1(K1)	2(K1&K1)	1(K2)
II	CLO 2	Up to K4	2(K1&K2)	1(K3)	2 (K4&K4)	1(K4)
III	CLO 3	Up to K3	2(K2&K3)	1(K3)	2(K3&K3)	1(K3)
IV	CLO 4	Up to K3	2(K2&K3)	1(K2)	2(K2&K2)	1(K3)
V	CLO 5	Up to K3	2(K1&K2)	1(K2)	2(K3&K3)	1(K2)
No. of Questions to be asked			10	5	10	5
No. of Questions to be answered			10	5	5	3
Marks for each question			1	2	5	10
Total Marks for each Section			10	10	25	30

K1- Remembering and recalling facts with specific answers

K2 – Basic understanding of facts and stating main ideas with general answers

K3 – Application oriented – solving problems

K4- Examining, analyzing, presentation and make inference with evidences.

Distribution of Marks with K Level for Summative Examination

K Levels	Section A (MCQs) No choice	Section B (Short Answers) No choice	Section C (Either/Or Choice)	Section D (Open Choice)	Total Marks	% of Total Marks	Consolidated %
K1	3	2	10	-	15	12.5	12
K2	5	4	20	10	39	32.5	33
K3	2	4	10	30	46	38.33	38
K4	-	-	10	10	20	16.66	17
Total	10	10	50	50	120	100	100

Lesson Plan

Unit	Course Content	Hours	Mode of Teaching
I	Introduction: What is the Internet-History of the Internet – Internet Service and Accessibility-Uses of the Internet-	5	Chalk & Talk, PPTs, Quiz Exercise
	Web Concepts.	5	
	Internet Protocols: Introduction – Internet Protocols – Host Names- Internet Applications and Application Protocols.	5	
II	HTML: Introduction-SGML-Outline of an HTML document-	5	Chalk & Talk, PPTs, Quiz Exercise
	Head Section-Body section-HTML Forms.	10	
III	Java Script: Introduction – Language Elements	5	Chalk & Talk, PPTs, Exercise, Quiz
	Objects of JavaScript	5	
	Other Objects – Arrays.	5	
IV	DHTML: Introduction-Cascading Style Sheet-DHTML document object model	5	Chalk&Talk, Exercise PPTs, Quiz
	Collections-Event handling-Filters	5	
	Transitions-Data Binding..	5	
V	XML: Introduction-HTML Vs XML-Syntax of the XML document – XML Attributes	5	Chalk&Talk, Exercise, Quiz Assignment PPTs
	-XML Validation-XML DTD-DTD Elements-DTD Attributes	5	
	DTD Entities-DTD Validation-XSL-XML Namespace-XML Schema.	5	

Department of Commerce					I M.Com(CA)			
Semester	Category	Course Code	Course Title	Credits	Contact Hours/week	CIA	Ext	Total
II	Elective	21OPDE2B	Management Information System	4	5	25	75	100

Nature of Course

Knowledge and Skill Oriented	Employability Oriented	Entrepreneurship oriented
√		

Course Objective

1. Understand the Importance of Management Information System.
2. Study the benefits and limitations of the steps and deliverables used in information Systems projects.
3. Learn the various concepts hardware and software technologies.
4. Identify the theoretical models used for System Development Approaches.
5. Learn the concept of Decision Making and Support system.

Unit	Course Contents	Hours	K Level	CLO
I	MIS A Framework: Importance of MIS – MIS: A Concept – MIS: A Definition – Nature and Scope of MIS. Structure and Classification of MIS: Structure of MIS – MIS Classification.	15	Up to K2	CLO1
II	Information and System Concepts: Information: A Definition – Types of Information – Information Quality – Dimensions of Information – System: A Definition – Kinds of Systems – System Related Concepts – Elements of a System– Human as an Information Processing System.	15	Up to K3	CLO2
III	Basics of Computer System: Computer System – Computer Hardware Classification – Computer Software – Programming Languages. Database Management: Introduction – Database Hierarchy – Files – Database – DB Structure – DB Management System – Types – SQL – Normalization.	15	Up to K4	CLO3
IV	Telecommunications and Networks: Telecommunications – Types of signals – Communication channel – Characteristics of Communication Channels – Communication Hardware – Communication network – Applications of Communication.	15	Up to K4	CLO4
V	Decision Making and Decision-Support Systems: concept – Simon’s Model – Types – Decision-Making and MIS – DSS – A Framework – Characteristics and Capabilities of DSS. System Development Approaches: System Development Stages – System Development Approaches.	15	Up to K4	CLO5

Book for Study

Goyal.D.P , *Management Information Systems, Managerial Perspectives*, Rajiv Beri for Macmilian India Ltd , New Delhi , Second Edition , 2019.

Books for Reference

1. Dharminderkumar & Sangeeta Gupta, *Management Information System*, Tata McGraw Hill Education Private Limited, New Delhi, Special Indian Edition, 2017.
2. Gordon B. Davis & Margrethe H. Olson, *Management Information System*, Tata McGraw Hill International, New Delhi, Second Edition, 2018.
3. James A. O'Brien, George M. Marakas & Ramesh Behl, *Management Information System*, Tata McGraw Hill Education Private Limited, New Delhi, Special Indian Edition, 2017.
4. Jawadekar. W.S., *Management Information System*, Tata McGraw Hill Publishing Company Private Limited, New Delhi, Second Edition, 2014.
5. Shivani Joshi, *Management Information System*, Mehra Offset Press, New Delhi, First Edition, 2018.

Web References

1. <https://www.accaglobal.com/gb/en/student/exam-support-resources/fundamentals-exams-study-resources/f5/technical-articles/info-systems.html>
2. https://www.tutorialspoint.com/management_information_system/management_information_system.htm
3. https://nitsri.ac.in/Department/Electronics%20&%20Communication%20Engineering/MIS-Notes_New_word.pdf

E-Books:

1. <http://www.microlinkcolleges.net/elib/files/undergraduate/Management%20Information%20System/Management%20Information%20System.pdf>
2. https://repository.dinus.ac.id/docs/ajar/Kenneth_C.Laudon,Jane_P_.Laudon_-_Management_Information_System_13th_Edition_.pdf

Pedagogy

Power point presentations, Assignment, Seminar.

Rationale for nature of Course: Complete knowledge on Management Information System.

Activities to be given

1. Make the students to do assignments based on Information and System Concepts.
2. Design Power point presentation on Decision Making and Decision-Support Systems

Course Learning Outcomes(CLOs)

On completion of the course, behind the students would be able to:

CLOs	On completion of the course the students should be able to	K-level
CLO1	To understand the importance of information system for all management levels by describing the differences between various types of information systems.	Up to K2
CLO2	Gain the knowledge of Types of Information System and Elements of System	Up to K3
CLO3	Recognize and evaluate linkages between end - user requirements and underlying hardware and software technologies.	Up to K4
CLO4	Describe the advances in networking, data communications and the Internet	Up to K4
CLO5	Explain the benefits and limitations of the steps and deliverables used in information systems projects	Up to K4

K1- Remembering facts with specific answers

K2- Basic understanding of facts.

K3- Application oriented

K4- Analyzing, examining and making presentations with evidences.

Mapping of Course Learning Outcomes (CLOs) with Programme Outcomes (Pos)

	PO1	PO2	PO3	PO4	PO5	PO6
CO 1	2	3	2	2	3	3
CO 2	2	2	3	2	3	2
CO 3	3	3	3	2	2	2
CO 4	3	2	2	3	3	3
CO 5	2	2	3	3	2	2

1 - Basic Level

2- Intermediate Level

3-Advance Level

Continuous Internal Assessment (CIA) – Blue Print

Articulate mapping –K Levels with course learning outcomes (CLOs)

CIA Test I (30 marks)										
CIA	CLOs	K-Level	Section A MCQs No Choice		Section B Short Answer No Choice		Section C Either / or choice		Section D Open Choice	
			No of Questions	K-Level	No of Questions	K-Level	No of Questions	K-Level	No of Questions	K-Level
I	CLO1	Up to K2	4	2K1 & 2K2	3	K1 & 2K2,	4	2K1 & 2K2	2	K1, K2
No of questions to be asked			4		3		4		2	
No of questions to be answered			4		3		2		1	
Marks for each question			1		2		5		10	
Total marks for each section			4		6		10		10	
CIA Test II and III (60 marks)										
II	CLO2	Up to K3	4	2K1 & 2K2	3	K1, K2 & K3	4	2K2 & 2K3	2	K2, K3
	CLO3	Up to K4	4	2K1 & 2K2	3	2K2 & K3	4	2K1 & 2K4	2	K2, K4
III	CLO4	Up to K4	4	2K2 & 2K3	3	2K2 & K3	4	2K2 & 2K3	2	K3, K4
	CLO5	Up to K4	4	2K1, K2 & K3	3	K1, K2 & K3	4	2K1 & 2K3	2	K2, K3
No of questions to be asked			8		6		8		4	
No of questions to be answered			8		6		4		2	
Marks for each question			1		2		5		10	
Total marks for each section			8		12		20		20	

Distribution of Marks with K Levels CIAI, CIAII and CIA III

CIA	KLevels	Section A MCQ No Choice	Section B (ShortAns wer) No Choice	Section C (Either/Or Choice)	Section D(Open Choice)	Total Marks	% ofTotal Marks
I	K1	2	2	10	10	24	48%
	K2	2	4	10	10	26	52%
	Marks	4	6	20	20	50	100%
II	K1	2	2	10	-	14	14%
	K2	4	6	10	20	40	40%
	K3	2	4	10	10	26	26%
	K4	-	-	10	10	20	20%
	Marks	8	12	40	40	100	100
III	K1	2	2	10		14	14%
	K2	3	6	10	10	29	29%
	K3	3	4	20	20	47	47%
	K4	-	-	-	10	10	10%
	Marks	8	12	40	40	100	100

Summative Examination-Blue Print**Articulation Mapping–K Levels with Course Learning Outcomes (CLOs)**

Units	CLOs	K-Level	SectionA MC Qs No Choice	SectionB Sho rtAnswers No Choice	Section C(Either/ orChoice)	Section D (Open Choice)
I	CLO 1	Up to K2	2(K1&K2)	1(K1)	2(K2&K2)	1(K1)
II	CLO 2	Up to K3	2(K1&K2)	1(K2)	2(K2&K2)	1(K3)
III	CLO 3	Up to K4	2(K2&K3)	1(K3)	2(K3&K3)	1(K4)
IV	CLO 4	Up to K4	2(K2&K3)	1(K3)	2 (K4&K4)	1(K3)
V	CLO 5	Up to K4	2(K1&K2)	1(K2)	2(K2&K2)	1(K2)
No.ofQuestionsto beasked			10	5	10	5
No.ofQuestionstobeanswered			10	5	5	3
Marksforeachquestion			1	2	5	10
TotalMarksforeach Section			10	10	25	30

K1- Remembering and recalling facts with specific answers

K2 – Basic understanding of facts and stating main ideas with general answers

K3 – Application oriented – solving problems

K4- Examining, analyzing, presentation and make inference with evidences.

Distribution of Marks with K Level for Summative Examination

K Levels	Section A (MCQs) No choice	Section B (Short Answers) No choice	Section C (Either/Or Choice)	Section D (Open Choice)	Total Marks	% of Total Marks	Consolidated %
K1	3	2	-	10	15	12.5	12
K2	5	4	20	10	39	32.5	33
K3	2	4	20	20	46	38.33	38
K4	-	-	10	10	20	16.66	17
Total	10	10	50	50	120	100	100

Lesson Plan

Unit	Course Content	Hours	Mode of Teaching
I	MIS A Framework: Importance of MIS – MIS: A Concept – MIS: A Definition.	5	Chalk & Talk, PPTs, Quiz Exercise
	Nature and Scope of MIS.	5	
	Classification of MIS: Structure of MIS – MIS Classification.	5	
II	Information and System Concepts: Information: A Definition – Types of Information – Information Quality – Dimensions of Information – System:	5	Chalk & Talk, PPTs, Quiz Exercise
	A Definition – Kinds of Systems – System Related Concepts.	5	
	Elements of a System – Human as an Information Processing System.	5	
III	Basics of Computer System: Computer System – Computer Hardware Classification – Computer Software – Programming Languages.	5	Chalk & Talk, PPTs, Exercise, Quiz
	Database Management: Introduction – Database Hierarchy – Files – Database.	5	
	DB Structure – DB Management System – Types – SQL – Normalization.	5	
IV	Telecommunications and Networks: Telecommunications – Types of signals – Communication channel.	5	Chalk& Talk, Exercise PPTs, Quiz
	Characteristics of Communication Channels – Communication Hardware.	5	
	Communication network – Applications of Communication.	5	
V	Decision-Making and Decision-Support Systems: concept – Simon’s Model – Types – Decision-Making and System.	5	Chalk& Talk, Exercise Quiz Assignment PPTs
	MIS – DSS – A Framework – Characteristics and Capabilities of DSS.	5	
	Development Approaches: System Development Stages – System Development Approaches.	5	

Department of Commerce					I M.Com(CA)			
Semester	Category	Course Code	Course Title	Credit	Contact Hours/Week	CIA	Ext	Total
II	Core	21OPD2P	Web Designing Lab	4	6	40	60	100

Nature of the Course

Knowledge and skill Oriented	Employability Oriented	Entrepreneurship Oriented
✓		

Course Objectives:

1. Learn the language of the web: HTML and CSS.
2. Develop basic programming skills using Java script.
3. Learn the concept of XML and DTD in detail.
4. Become familiar with graphic design principles that relate to web design and learn how to implement theories into practice.
5. Develop skills in analyzing the usability of a web site.

Unit	Content	Hrs	K-Level	CLO
I	HTML program with Heading and Font Tags. HTML program with <HR> and marquee Tag. Web page designing to demonstrate the link between different documents.	18	K3	1
II	Web page designing with anchor tag with different TARGET values. Design a Bio Data form with Table. HTML program with Concepts of table and List Tags. Design a web page with Text fields, Radio button and Combo box.	18	K4	2
III	Design a web page with form controls and table. Create Image map for the given image. JavaScript program to verify age. Find sum of two number using JavaScript.	18	K4	3
IV	Find factorial of number using JavaScript. Simple DHTML program in java script to make simple login page Place the images on the page using DHTML	18	K4	4
V	PHP Program to create a Simple Calculator. Prime Number using Form in PHP Palindrome Number in PHP	18	K4	5

Book for Study:

Gopalan.N.P, Akilandeswari.J, *Web Technology A Developer's Perspective*, PHI Learning Private Limited, New Delhi, 2017.

Book for Reference:

1. Alexis Leon and Mathews Leon, *Internet for Everyone*, UBS Publishers and Distributors, Chennai, 2014.

2. Chris Bates, *Web Programming-Building Internet Applications*, III Edition, Wiley-India, New Delhi.
3. Daniel Minots & Emma Minots, *Web Commerce Technology Hand books*, Tata MC- Graw Hill Publications, New Delhi, 2015
4. Raj Kamal, *Internet and Web Technologies*. Tata Mc Graw Hill Education Pvt. Ltd, New Delhi, 2017.

Web References :

1. <http://mpbou.edu.in/slm/webdeenglish.pdf>
2. http://www.itdesk.info/Web_design-handbook.pdf
3. <http://www.2createawebsite.com/ebook/websitetutorial.pdf>
4. https://cat.xula.edu/tutorials/html/tutorial/html_tutorial.pdf

E-Books:

1. <https://si.sari-mutiara.ac.id/download/file/web-design-with-html-and-css-digital-classroom.pdf>
2. <https://freepdf-books.com/web-designing/>
3. <https://www.programming-book.com/web-designing/>
4. <https://www.journaldev.com/301/web-designing-tutorial-pdf-free-download>

Pedagogy:

Projector Demonstration and Practical sessions.

Course Outcomes(CLOs):

CLOs	Course Learning Outcomes	Knowledge
CLO1	Understand to the Basic Concepts Internet	Up to K4
CLO2	Be able to use the HTML programming language and Runs the page he/she has designed using HTML codes.	Up to K4
CLO3	Implement basic JavaScript.	Up to K4
CLO4	Write CSS effectively to create well organized, styled web page using DHTML	Up to K4
CLO5	learn the basics of creating XML documents, transforming XML documents, and validating XML documents	Up to K4

K1- Remembering facts with specific answers

K2- Basic understanding of facts.

K3- Application oriented

K4- Analyzing, examining and making presentations with evidences.

Mapping of COs with POs

	PO1	PO2	PO3	PO4	PO5	PO6
CLO 1	3	2	3	2	2	2
CLO 2	3	3	2	2	2	3
CLO 3	2	3	3	3	2	2
CLO 4	2	2	2	2	3	3
CLO 5	2	3	3	2	2	3

1 – Basic Level

2 – Intermediate Level

3- Advance Level

Lesson Plan

UNIT	Topics to be Covered	Hours	Mode
I	HTML program with Heading and Font Tags. HTML program with <HR> and marquee Tag. Web page designing to demonstrate the link between different documents.	6 6 6	Demo & Practical Session
II	Web page designing with anchor tag with different TARGET values. Design a Bio Data form with Table. HTML program with Concepts of table and List Tags. Design a web page with Text fields, Radio button and Combo box.	6 6 6	Demo & Practical Session
III	Design a web page with form controls and table. Create Image map for the given image. JavaScript program to verify age. Find sum of two number using JavaScript.	6 6 6	Demo & Practical Session
IV	Find factorial of number using JavaScript. Simple DHTML program in java script to make simple login page Place the images on the page using DHTML	6 6 6	Demo & Practical Session
V	PHP Program to create a Simple Calculator. Prime Number using Form in PHP Palindrome Number in PHP	6 6 6	Demo & Practical Session

Department of Commerce					I M.Com(CA)			
Sem	Category	Course Code	Course Title	Credit	Contact Hours/Week	CIA	Ext	Total
II	NME-2	21OPDNM2	Desk Top Publishing	2	2	25	75	100

Nature of the Course

Knowledge and skill Oriented	Employability Oriented	Entrepreneurship Oriented
✓		

Course Objectives

1. To impart the basics of Desktop Publishing.
2. To give the students a hands-on experience on PageMaker and Photoshop.
3. To give students the skills to create business cards, pamphlets, banners, calendars etc
4. To understand the fundamentals & concepts of Adobe Photoshop
5. To give students the skills to work with multiple layers

Unit	Course Contents	Hours	K level	CLO
I	Introduction: The possibilities of DTP-choosing the printing house-choosing the printing house-choosing the paper quality-choosing the right color-choosing the fonts.	6	Up to K3	CLO1
II	Getting started with PageMaker: Working in PageMaker – PageMaker window – Working with text	6	Up to K3	CLO2
III	Master Pages: Adding text to the publication-Auto flow-Removing unwanted text blocks.	6	Up to K4	CLO3
IV	Photoshop :The Photoshop program window – Creating a new file – Saving files.	6	Up to K4	CLO4
V	Working with Images : Image size – Image Resolution – Editing Images – Making selection – Editing selection-Filling a selection.	6	Up to K3	CLO 5

Book for Study

1. Robert Shufflebotham, *Photoshop 6 in easy steps*, Dreamtech Press, New Delhi, Reprint 2018.
2. Rebecca Bridges Altman with Rick Altman, *Mastering Pagemaker*, BPB Publications, New Delhi, 2017.

Books for Reference

1. Robert Shufflebotham, *Photoshop 6 in easy steps*, Dreamtech Press, New Delhi, Reprint 2016.
2. Rebecca Bridges Altman with Rick Altman, *Mastering Pagemaker*, BPB Publications, New Delhi, 2018.
3. Laurie Ulrich Fuller, *Photoshop(R) 7: The Complete Reference*, McGraw-Hill Education, New Delhi, 2018.
4. Scott Basham, *PageMaker in easy steps*, Southam Publishers, 2018.
5. Vikas Gupta, *Multimedia and Web Design*, Dreamtech Press, New Delhi, 2018.

Web Resources

1. <https://freepdf-books.com/photoshop-cs3-restoration-and-retouching-bible/>
2. <https://freepdf-books.com/photoshop-cs5-the-missing-manual/>

3. <https://history-computer.com/complete-history-of-the-aldus-pagemaker/>

E-Books:

1. https://helpx.adobe.com/pdf/photoshop_reference.pdf
2. <https://www.programming-book.com/photoshop/>
3. <https://qdoc.tips/adobe-pagemaker-70-classroom-in-a-book-pdf-free.html>

Pedagogy: Practical classes in the lab, Assignments, & PPTs

Rationale for Nature of the Course: Train the students to create business cards, pamphlets, banners, calendars using Photoshop, Page maker.

Activities to be given

1. Practical assignment for making business cards, pamphlets, banners.
2. Designing multiple layers with Photoshop.

Course Learning Outcomes

On completion of the course, the students should be able to:

CLOs	Course Learning Outcomes	K-Level
CLO 1	Outline the basics of DTP by choosing the paper quality, color and fonts.	UptoK3
CLO 2	Working with PageMaker window and Text window.	UptoK3
CLO 3	Understand the Master pages with adding Text and Auto Flow.	UptoK4
CLO 4	Learn the Photoshop program window.	UptoK4
CLO 5	Able to resize, edit and change the resolution of the images in Photoshop.	UptoK3

K1- Remembering facts with specific answers

K2- Basic understanding of facts.

K3- Application oriented

K4- Analyzing, examining, and making presentations with evidences.

Mapping of Course Learning Outcomes(CLOs) with Programme Outcomes(POs)

	PO1	PO2	PO3	PO4	PO5	PO6
CLO1	2	2	2	2	2	2
CLO2	1	2	3	3	2	3
CLO3	2	3	2	2	3	2
CLO4	3	2	3	2	2	3
CLO5	2	3	2	2	2	3

1- Basic Level

2-IntermediateLevel

3- Advance Level

Continuous Internal Assessment (CIA) – Blue Print
Articulate mapping –K Levels with course learning outcomes (CLOs)

CIA Test (25 marks)								
CIA	CLOs	K-level	Section A MCQs No Choice		Section B Short Answer No Choice		Section C Either / or choice	Section D Open Choice
			No. of Questions	K-Level	No. of Questions	K-Level	No. of Questions	K-Level
I	CLO 1	Up to K3	1	K2	-	-	-	1(K2)
II	CLO 2	Up to K3	1	K 3	-	-	-	-
III	CLO 3	Up to K4	1	K1	1	K2	-	-
IV	CLO 4	Up to K4	1	K2	1	K1	-	1(K4)
V	CLO 5	Up to K3	-	-	1	K1	2(K3&K3)	-
No. of Questions to be asked			4		3		2	2
No. of Questions to be Answered			4		3		1	1
Marks for each question			1		2		5	10
Total Marks for each Section			4		6		5	10

Distribution of Marks with K Levels CIA Test

K-Levels	Section A MCQs No Choice	Section B (ShortA nswer) No Choice	Section C (Either/Or Choice)	Section D (OpenCho ice)	Total marks	% ofTotal Mark s
K1	1	4	-	-	5	13%
K2	2	2	-	10	14	35%
K3	1	-	10	-	11	27%
K4	-	-	-	10	10	25%
Total marks	4	6	10	20	40	100

Summative Examination-BluePrint (75 marks)
Articulation Mapping–K Levels with Course Learning Outcomes(CLOs)

Units	CLOs	K-level	Section A MCQs No Choice		Section B Short Answers No Choice		Section C (Either/or Choice)	Section D (Either/or Choice)
			No. of Questions	K-Level	No. of Questions	K-Level	(Either/or Choice)	(Open Choice)
I	CLO 1	Up to K3	2	K1& K2	1	K2	2(K2 & K2)	1(K1)
II	CLO 2	Up to K3	2	K2& K3	1	K3	2(K2& K2)	1(K3)
III	CLO 3	Up to K4	2	K2& K2	1	K1	2(K1 & K1)	1(K4)
IV	CLO 4	Up to K4	2	K3 & K2	1	K2	2(K4 & K4)	1(K3)
V	CLO 5	Up to K3	2	K2& K3	1	K4	2(K3& K3)	1(K2)
No. of Questions to be asked			10		5		10	5
No. of Questions to be answered			10		5		5	3
Marks for each question			1		2		5	10
Total Marks for each Section			10		10		25	30

K1- Remembering and recalling facts with specific answers

K2 – Basic understanding of facts and stating main ideas with general answers

K3 – Application oriented – solving problems

K4 - Examining, analyzing, presentation and make inference with evidences.

Distribution of Marks with K Level for Summative Examination

K Levels	Section A (No choice)	Section B (No choice)	Section C (Either/ or)	Section D (Open choice)	Total marks	% of marks without choice	Consolidated %
K1	1	2	10	10	23	19.2	19
K2	6	4	20	10	40	33.33	33
K3	3	2	10	20	35	29	29
K4	-	2	10	10	22	18.33	19
Total marks	10	10	50	50	120	100	100

Lesson Plan

Annexure-4

Unit	Course Content	Hours	Mode of Teaching
I	Introduction: The possibilities of DTP-choosing the printing house-choosing the printing house.	3	Practical in Lab
	Choosing the paper quality-choosing the right color-choosing the fonts.	3	
II	Getting started with PageMaker: Working in PageMaker – PageMaker window – Working with text.	3	Practical in Lab, PPTs
	Getting started with PageMaker: PageMaker window – Working with text.	3	
III	Master Pages: Adding text to the publication.	3	Practical in Lab
	Master Pages: Auto flow-Removing unwanted text blocks.	3	
IV	Photoshop: The Photoshop program window.	3	Practical in Lab, PPTs,
	Photoshop: Creating a new file – Saving files.	3	
V	Working with Images : Image size – Image Resolution – Editing Images.	3	Practical in Lab, Quiz Assignment, PPTs
	Working with Images : Making selection – Editing selection-Filling a selection.	3	